

**SPECIFICATIONS and BID DOCUMENTS**  
**for the**  
**2026 HAZELWOOD FIREHOUSE #2 BATHROOM REMODEL**  
**PROJECT**

**City of Hazelwood**  
**415 Elm Grove Lane**  
**Hazelwood, MO 63042**  
**Matthew Robinson, Mayor**  
**David Leezer, City Manager**

**Bid Opening: Monday, February 23, 2026**  
**9:00 a.m.**

# TABLE OF CONTENTS

	<i>Page</i>
Request for Bid	1
Scope	2
Instructions to Bidders	3-4
Specifications	5-21
Bid Forms	22-23
2026 Hazelwood Firehouse #2 Bathroom Remodel Project Contract	24-26
Affidavit of Compliance	27-28
Non-Collusion Affidavit	29
Exhibit A: Existing Bathroom Photos	30-35
Exhibit B: Proposed Bathroom Layout	36
Exhibit C: Firehouse #2 Building Plans	37-58



## REQUEST FOR BID

Bids for the 2026 HAZELWOOD FIREHOUSE #2 BATHROOM REMODEL PROJECT will be received by the City of Hazelwood until 9:00 a.m. on Monday, February 23, 2026, at City Hall located at 415 Elm Grove Lane, Hazelwood, Missouri 63042 and will be thereafter publicly opened and read.

Bid packages are available online at [www.hazelwoodmo.org](http://www.hazelwoodmo.org). Please direct any inquiries to Nikki Miller, Community Development Coordinator, at [mmmiller@hazelwoodmo.org](mailto:mmmiller@hazelwoodmo.org) or (314) 513-5031.

The City of Hazelwood reserves the right to reject any and all bids, to waive any informalities and to accept the bid that is most advantageous, beneficial or expeditious to the City of Hazelwood. No bid may be withdrawn for a period of ninety (90) days after bid opening. Bids may be corrected for clerical or typographical errors at the discretion of the City of Hazelwood, but not because of an error in judgment.

The Bid Documents must be returned in duplicate in a sealed envelope marked “**2026 Hazelwood Firehouse #2 Bathroom Remodel Project**”.

## SCOPE

The scope of this project is to demolish the existing lower-level bunk room bathrooms, renovate the existing standalone bunk room bathroom, and construct four (4) separate toilet/shower rooms in the multi-use bunk bathroom for the Hazelwood Firehouse #2 located at 6800 Howdershell Road, Hazelwood, MO 63042.

Unless otherwise specifically stated in the Contract documents and technical specifications, the Contractor shall provide and pay for all bonds, insurance, permits, inspections, licenses, materials, labor, tools, equipment, light, power, water, heat, transportation, testing, supervision, utility connection fees and other facilities necessary for the execution and completion of work. If the Contractor, in the course of work, finds any discrepancy between the specifications and physical conditions of the locality, or any error or omission in the specifications, shall immediately inform the Community Development Coordinator, in writing, and the Community Development Coordinator shall promptly verify the same.

The Contractor shall deliver all improvements embraced in this Contract, complete in every respect, within the specified time.

The Contractor shall at all times carry on the work in such a manner as to minimize the interference with traffic, utility and municipal services, and adjoining property owners', egress, ingress and use of their property.

The work shall be carried out in such a manner that all physical structures and natural features are restored to at least as good of condition as they were in before the work was done. It is understood that where specifications apply, their provisions shall determine the character and manner of restoration of existing structures and features.

The Contractor shall repair any damage, outside of the scope of work, done to private or public property to the satisfaction of the Owner of said property and the Contractor thereof shall absorb the cost.

**The term of this contract shall commence after written notice to proceed and terminate 45 calendar days after notice to proceed. Anticipated start date shall be March 23, 2026, pending lead time for materials.**

Questions concerning this project shall be directed to Nikki Miller, Community Development Coordinator, at [mmmiller@hazelwoodmo.org](mailto:mmmiller@hazelwoodmo.org) or (314) 513-5031.

## INSTRUCTION TO BIDDERS

1. The City of Hazelwood (CITY) will receive bids from qualified contractors (BIDDERS) for the 2026 HAZELWOOD FIREHOUSE #2 BATHROOM REMODEL PROJECT. Sealed bids will be accepted until 9:00 a.m., Monday, February 23, 2026.
2. BIDDERS shall submit their bids on the included "BID FORM" and shall fill in all spaces requiring unit prices. Failure to do so may disqualify the bid. Bids are to be sent in a sealed, opaque envelope clearly marked "**2026 Hazelwood Firehouse #2 Bathroom Remodel Project**".
3. BIDDERS shall identify the items that will be furnished by brand or manufacturer's name and catalog numbers. BIDDERS shall also furnish specifications and descriptive literature.
4. BIDDERS shall exclude Federal Excise Tax and/or Sales and use taxes in their bid prices, as the City is exempt from these taxes by law. Federal tax exemption certificates will be furnished if required. BIDDERS are to exclude sales tax from vendors and material suppliers in their bid prices. The City will provide the Missouri Project Exemption Certificate authorizing purchasing tax exempt project construction materials.
5. The delivery date(s), or when work will start, shall be stated in definite terms, as they will be taken into consideration in making the award.
6. **For all projects \$75,000 and over, the proposal for this Contract shall be based upon the required payment by the Contractor of prevailing hourly rate of wages for each craft or type of workman required to execute the Contract as determined by the Department of Labor and Industrial Relations of Missouri.**
7. BIDDERS shall include with their bids a signed and notarized NON-COLLUSION AFFIDAVIT, which is part of the bid packet.
8. **BIDDERS shall include with their bids a BID BOND, CASHIERS CHECK or MONEY ORDER in the amount of 5% of the total bid.**
9. BIDDERS shall include with their bid a CERTIFICATE OF INSURANCE as outlined in the specifications.
10. All changes in specifications, as herein set forth will be by written addendum only. No oral changes are authorized, and any such communications shall be acted upon at the sole risk and responsibility of the BIDDER.

11. BIDDERS will acknowledge receipt of any and all addendum on “BID FORM”.
12. Bids may be withdrawn prior to bid opening, but once opened, bids are to be binding for ninety (90) days following bid opening.
13. BIDDERS shall tour and become familiar with the CITY as it pertains to this bid and shall thoroughly understand the “SPECIFICATIONS”, “BID FORM” and “CONTRACT” prior to the submitting of bids.
14. BIDDERS shall submit their bids in duplicate.
15. Any questions or clarifications pertaining to this proposal should be directed to Nikki Miller, Communication Development Coordinator, at [mmmiller@hazelwoodmo.org](mailto:mmmiller@hazelwoodmo.org) or (314) 513-5031 prior to the submitting of bids.
16. BIDDER shall include with their bids on a separate sheet titled “REFERENCES” a list of all municipalities with contact name and phone numbers for similar work in St. Louis County. If none exist, the bidder must provide at least three (3) references with contact names and phone numbers from the closest municipalities served.
17. The CITY reserves the right to waive any informality in the bidding procedure and the right to refuse any and all bids tendered.

## SPECIFICATIONS

BIDDERS shall provide all necessary equipment, materials and labor to execute work on all required areas of the 2026 HAZELWOOD FIREHOUSE #2 BATHROOM REMODEL PROJECT in accordance with any federal, state, county or local laws and ordinances within the City of Hazelwood corporate limits.

1. The Contractor shall ensure all electrical, plumbing, and other work is per current code. The Contractor shall obtain all necessary permits and inspections with the City of Hazelwood and St. Louis County. The Contractor shall be responsible for providing adequate plans for required permits.
2. The Contractor shall be responsible for hauling off any demolition and building material from the job site.
3. Existing bathroom photos are shown in Exhibit A.
4. The proposed bathroom layout is shown in Exhibit B.
5. The proposed layout and all measurements shall be field verified prior to the start of construction.
6. Building plans are shown in Exhibit C. Full size plans are available on request.
7. This project shall be completed no later than June 30, 2026.
8. Bidders are encouraged to walk through the project area prior to submitting their bid. A walkthrough can be scheduled Monday through Friday, 8:00 AM to 4:30 PM by contacting Lisa Schwan, Fire Department Secretary, at (314) 513-5152.

### **Stand Alone Bunk Room Bathroom**

1. The Contractor shall remove and dispose of the existing tile floor, cove base, drywall ceiling, shower surround, tub, toilet, lighting fixtures, electrical components, vanity, and wall mounted fixtures.
2. The Contractor shall install a new drywall ceiling.
3. The Contractor shall furnish and install new 12" x 24" ceramic tile floors. The Contractor shall ensure flooring is adequately sloped to floor drain to ensure proper drainage. The Contractor shall provide ceramic tile samples for City approval.

4. The Contractor shall furnish and install new 4” cove base. Color samples shall be provided for City approval.
5. The Contractor shall furnish and install a caulk free prefabricated acrylic shower enclosure with base and walls. The Contractor shall provide color options for City approval.
6. The Contractor shall furnish and install new stainless steel shower doors with frosted glass. The Contractor shall provide metal finish samples for City approval.
7. The Contractor shall furnish and install a new stainless-steel fixed showerhead, valves, and shower drain.
8. The Contractor shall furnish and install a new flush mounted LED lighting fixture above the shower. The Contractor shall provide fixture samples for City approval.
9. The Contractor shall furnish and install a new commercial grade toilet with manual flushing.
10. The Contractor shall furnish and install a new 30-inch vanity with sink, solid surface top, and 4” integrated backsplash. The vanity shall have cabinet storage underneath with two (2) cabinet doors for access. The Contractor shall provide style and finish samples for City approval.
11. The Contractor shall furnish and install a new LED lighting fixture above the vanity. The Contractor shall provide fixture samples for City approval.
12. The Contractor shall furnish and install a new exhaust fan above the shower.
13. The Contractor shall furnish and install a new GFCI outlet above the vanity and new manual wall switches to control the exhaust fan and lighting fixtures.
14. The Contractor shall paint the existing masonry block wall and drywall ceiling with two (2) coats of flat latex paint.
15. The Contractor shall provide a new privacy lockset on the existing door.

#### **Multi-Use Bunk Room Bathroom**

1. The Contractor shall remove and dispose of the existing tile floor, cove base, grid ceiling, shower tile, shower and dressing room walls, shower fixtures, toilets, urinals, toilet partitions, urinal wing walls, vanities, lighting fixtures, electrical components, and wall mounted fixtures.

2. The Contractor shall install a new drywall ceiling.
3. The Contractor shall furnish and install new flush mount LED lighting fixtures in the drywall ceiling in the main area.
4. The Contractor shall frame and drywall four (4) separate shower/toilet rooms as shown on Exhibit B. The Contractor shall install new plumbing, electrical, and ventilation for each room.
5. The Contractor shall furnish and install new 12" x 24" ceramic tile floors. The Contractor shall ensure flooring is adequately sloped to floor drains to ensure proper drainage. The Contractor shall provide ceramic tile samples for City approval.
6. The Contractor shall furnish and install new 4" cove base. Color samples shall be provided for City approval.
7. The Contractor shall furnish and install caulk free prefabricated acrylic shower enclosures with bases and walls for each of the shower/toilet rooms as shown on Exhibit B. The Contractor shall provide color options for City approval.
8. The Contractor shall furnish and install new stainless steel shower doors with frosted glass for each shower. The Contractor shall provide metal finish samples for City approval.
9. The Contractor shall furnish and install fixed stainless-steel showerheads, valves, and drains for each shower.
10. The Contractor shall furnish and install a flush mounted LED lighting fixture above each shower. The Contractor shall provide fixture samples for City approval.
11. The Contractor shall furnish and install new commercial grade toilets with manual flushing in each shower/toilet room.
12. The Contractor shall furnish and install four (4) new 30-inch vanities with sinks, solid surface tops, and 4" integrated backsplashes for each shower/toilet room and one (1) in the main area as shown on Exhibit B. Each vanity shall have cabinet storage underneath with two (2) cabinet doors for access. The Contractor shall provide style and finish samples for City approval.
13. The Contractor shall furnish and install a LED lighting fixture above each vanity. The Contractor shall provide fixture samples for City approval.

14. The Contractor shall furnish and install an exhaust fan for each of the shower/toilet rooms and the main area.
15. The Contractor shall furnish and install a GFCI outlet above each vanity and new manual wall switches to control the exhaust fans and lighting fixtures.
16. The Contractor shall paint the existing masonry block wall and drywall with two (2) coats of flat latex paint.
17. The Contractor shall furnish and install new wooden doors with privacy locksets for each shower/toilet room.

#### ALTERNATE #1

In lieu of installing 12" x 24" ceramic tile flooring, the Contractor shall seal and finish the existing concrete flooring with an epoxy/urethane coating. The Contractor shall provide color and texture options for City approval.

#### GENERAL INFORMATION

##### 1. ALIEN REGISTRATION, COMPLIANCE AND ENFORCEMENT

1.1. DEFINITIONS. As used in this section, the following terms shall have the following meanings:

1.1.1. Business Entity- Any person or group of persons performing or engaging in any activity, enterprise, profession, or occupation for gain, benefit, advantage, or livelihood. The term "business entity" shall include but not be limited to self-employed individuals, partnerships, corporations, contractors, and subcontractors. The term "business entity" shall include any business entity that possesses a business permit, license, or tax certification issued by the state, any business entity that is exempt by law from obtaining such a business permit, and any business entity that is operating unlawfully without such a business permit. The term "business entity" shall not include a self-employed individual with no employees or entities utilizing the services of direct sellers as defined in subdivision (17) of subsection 12 of section 288.034, RSMo.

1.1.2. Contractor- A person, employer, or business entity that enters into an agreement to perform any service or work or to provide a certain product in exchange for valuable consideration. This definition shall include but not be limited to a



general contractor, subcontractor, independent contractor, contract employee, project manager, or a recruiting or staffing entity.

- 1.1.3. Employee- Any person performing work or service of any kind or character for hire within the state of Missouri.
- 1.1.4. Employer- Any person or entity employing any person for hire within the state of Missouri, including a public employer. Where there are two or more putative employers, any person or entity taking a business tax deduction for the employee in question shall be considered an employer of that person for purposes of sections 285.525 to 285.550, RSMo.
- 1.1.5. Employment- The act of employing or state of being employed, engaged, or hired to perform work or service of any kind or character within the state of Missouri.
- 1.1.6. Federal Work Authorization Program- Any of the electronic verification of work authorization programs operated by the United States Department of Homeland Security or an equivalent federal work authorization program operated by the United States Department of Homeland Security to verify information of newly hired employees, under the Immigration Reform and Control Act of 1986 (IRCA), P.L.99-603.
- 1.1.7. Knowingly- A person acts knowingly or with knowledge.
  - 1.1.7.1. With respect to the person's conduct or to attendant circumstances when the person is aware of the nature of the person's conduct or that those circumstances exist; or
  - 1.1.7.2. With respect to a result of the person's conduct when the person is aware that the person's conduct is practically certain to cause that result.
- 1.1.8. Municipality- The City of Hazelwood.
- 1.1.9. Public Employer- Every department, agency, or instrumentality of the state or political subdivision of the state.
- 1.1.10. Unauthorized Alien- An alien who does not have the legal right or authorization under federal law to work in the United States, as defined in 8 U.S.C. 1324a(h)(3).

- 1.1.11. Work- Any job, task, employment, labor, personal services, or any other activity for which compensation is provided, expected, or due, including but not limited to all activities conducted by business entities.

## 1.2. ILLEGAL ACTS

- 1.2.1. No business entity or employer shall knowingly employ, hire for employment, or continue to employ an unauthorized alien to perform work within the municipality.
- 1.2.2. As a condition for the award of any contract or grant in excess of five thousand dollars by the municipality the business entity shall, by sworn affidavit and provision of documentation, affirm its enrollment and participation in a federal work authorization program with respect to the employees working in connection with the contracted services. Every such business entity shall also sign an affidavit affirming that it does not knowingly employ any person who is an unauthorized alien in connection with the contracted services.
- 1.2.3. The affidavit shall be approved as to form by the municipal attorney.
- 1.2.4. An employer may enroll and participate in a federal work authorization program and shall verify the employment eligibility of every employee in the employer's hire whose employment commences after the employer enrolls in a federal work authorization program. The employer shall retain a copy of the dated verification report received from the federal government. Any business entity that participates in such program shall have an affirmative defense that such business entity has not violated subsection 1 of this section.
- 1.2.5. A general contractor or subcontractor of any tier shall not be liable under this section when such general contractor or subcontractor contracts with its direct subcontractor and subcontractor affirmatively states that the direct subcontractor is not knowingly in violation of subsection 1 of this section and shall not henceforth be in such violation and the contractor or subcontractor receives a sworn affidavit under the penalty of perjury attesting to the fact that the direct subcontractor's employees are lawfully present in the United States.

## 1.3. ENFORCEMENT

- 1.3.1. The attorney general shall enforce the requirements of sections 285.525 to 285.550.

- 1.3.2. An enforcement action shall be initiated by means of a written, signed complaint under penalty of perjury as defined in section 575.040, RSMo, to the attorney general submitted by any state official, business entity, or state resident. A valid complaint shall include an allegation which describes the alleged violator as well as the actions constituting the violation, and the date and location where such actions occurred. A complaint which alleges a violation solely or primarily on the basis of national origin, ethnicity, or race shall be deemed invalid and shall not be enforced.
- 1.3.3. Upon receipt of a valid complaint, the attorney general shall, within fifteen business days, request identity information from the business entity regarding any persons alleged to be unauthorized aliens. Such request shall be made by certified mail. The attorney general shall direct the municipality to suspend any applicable license, permit, or exemptions of any business entity which fails, within fifteen business days after receipt of the request, to provide such information.
- 1.3.4. The attorney general, after receiving the requested identity information from the business entity, shall submit identity data required by the federal government to verify, under 8 U.S.C. 1373, the immigration status of such persons, and shall provide the business entity with written notice of the results of the verification request:
  - 1.3.4.1. If the federal government notifies the attorney general that an employee is not authorized to work in the United States, the attorney general shall proceed on the complaint as provided in subsection 1.3.5 of this section.
  - 1.3.4.2. If the federal government notifies the attorney general that an employee is not authorized to work in the United States, the attorney general shall proceed on the complaint as provided in subsection 1.3.5 of this section.
  - 1.3.4.3. If the federal government notifies the attorney general that it is unable to verify whether an employee is authorized to work in the United States, the attorney general shall take no further action on the complaint until verification from the federal government concerning the status of the individual is received.
- 1.3.5.
  - 1.3.5.1. If the federal government notifies the attorney general that an employee is not authorized to work in the United States, and the employer of the unauthorized alien participates in a federal work authorization program, there shall be a rebuttable presumption that the employer has met the

requirements for an affirmative defense under subsection 1.2.4 of section 1.2, and the employer shall comply with subsection 1.3.6 of this section.

1.3.5.2. If the federal government notifies the attorney general that an employee is not authorized to work in the United States, the attorney general shall bring a civil action in Cole County if the attorney general reasonably believes the business entity knowingly violated subsection 1 of section 285.530.

1.3.5.2.1. If the court finds that a business entity did not knowingly violate subsection 1 of this section, the employer shall have fifteen business days to comply with subdivision (1.3.6.1) and paragraph (1.3.6.2.1) of subdivision (1.3.6.2) of subsection 1.3.6 of this section.

1.3.5.2.2. If the court finds that a business entity knowingly violated this section, the court shall direct the municipality to suspend the business permit, if such exists, and any applicable licenses or exemptions of such business entity for fourteen days. Permits, licenses, and exemptions shall be reinstated for entities who comply with subsection 1.3.6 of this section at the end of the fourteen day period.

1.3.6. The correction of a violation with respect to the employment of an unauthorized alien shall include the following actions:

1.3.6.1.

1.3.6.1.1. The business entity terminates the unauthorized alien's employment. If the business entity attempts to terminate the unauthorized alien's employment and such termination is challenged in a court of the state of Missouri, the fifteen-business-day period for providing information to the attorney general referenced in subsection 1.3.3 of this section shall be tolled while the business entity pursues the termination of the unauthorized alien's employment in such forum, or

1.3.6.1.2. The business entity, after acquiring additional information from the employee, requests a secondary or additional verification by the federal government of the employee's authorization, under the procedures of a federal work authorization program. While this verification is pending, the fifteen-business-day period for

providing information to the attorney general referenced in subsection 1.3.3 of this section shall be tolled, and

1.3.6.2. A legal representative of the business entity submits, at an office designated by the attorney general, the following:

1.3.6.2.1. A sworn affidavit stating that the violation has ended that shall include a description of the specific measures and actions taken by the business entity to end the violation, and the name, address, and other adequate identifying information for any unauthorized aliens related to the complaint, and

1.3.6.2.2. Documentation acceptable to the attorney general which confirms that the business entity has enrolled in and is participating in a federal work authorization program.

1.3.7. The suspensions of a business license or licenses under subsection 1.3.5 of this section shall terminate one business day after a legal representative of the business entity submits the affidavit and other documentation required under subsection 1.3.6 of this section following any period of restriction required under subsection 1.3.5 of this section.

1.3.8. For an entity that violates subsection 1.3.1 of this section for a second time, the court shall direct the municipality to suspend, for one year, the business permit, if such exists, and any applicable license or exemptions of the business entity. For a subsequent violation, the court shall direct the municipality to forever suspend the business permit, if such exists, and any applicable license or exemptions of the business entity.

1.3.9. This section shall not be construed to deny and procedural mechanisms or legal defenses included in a federal work authorization program.

1.3.10. Any business entity subject to a complaint and subsequent enforcement under this section or any employee of such a business entity may challenge the enforcement of this section with respect to such entity or employee in the courts of the state of Missouri.

1.3.11. If the court finds that any complaint is frivolous in nature or finds no probable cause to believe that there has been a violation, the court shall dismiss the case. For purposed of this subsection, “frivolous” shall mean a complaint not shown by

clear and convincing evidence to be valid. Any person who submits a frivolous complaint shall be liable for actual, compensatory, and punitive damages to the alleged violator for holding the alleged violator before the public in a false light. If the court finds that a complaint is frivolous or that there is not probable cause to believe there has been a violation, the attorney general shall issue a public report to the complainant and the alleged violator stating with particularity its reasons for dismissal of the complaint. Upon such issuance, the complaint and all materials relating to the complaint shall be a public record as defined in chapter 610, RSMo.

1.3.12. The determination of whether a worker is an unauthorized alien shall be made by the federal government. A determination of such status of an individual by the federal government shall create a rebuttable presumption as to that individual's status in any judicial proceedings brought under this section or section 285.330. The court may take judicial notice of any verification of an individual's status previously provided by the federal government and may request the federal government to provide automated or testimonial verification.

1.3.13. Should the federal government discontinue or fail to authorize or implement any federal work authorization program, the municipality shall review this section for the purpose of determining whether the sections are no longer applicable and should be repealed.

## 2. SAFETY PROGRAMS, COMPLIANCE AND PENALTIES

As used in this section, the following terms shall mean:

2.1.1. Construction- Construction, reconstruction, demolition, painting and decorating, or other major repair.

2.1.2. Department- The Missouri department of labor and industrial relations.

2.1.3. Person- Any natural person, joint venture, partnership, corporation, or other business or legal entity.

2.1.4. Municipality- The City of Hazelwood, Missouri.

2.1.5. Public Works- All fixed works constructed for public use or benefit or paid for wholly or in part out of public funds.

- 2.2. Any person signing a Contract to work on the construction of public works for the municipality shall provide a ten-hour Occupational Safety and Health Administration (OSHA) construction safety program for their on-site employees which includes a course in construction safety and health approved by OSHA or a similar program approved by the department which is at least as stringent as an approved OSHA program. All employees are required to complete the program within sixty days of beginning work on such construction project.
- 2.3. Any employee found on a worksite subject to this section without documentation of the successful completion of the course required under subsection 2.2 of this section shall be afforded twenty days to produce such documentation before being subject to removal from the project.
- 2.4. The Contractor to whom the Contract is awarded and any Subcontractor under such Contractor shall require all on-site employees to complete the ten-hour training program required under subsection 2.2 of this section. The Contractor shall forfeit as a penalty to the municipality, two thousand five hundred dollars plus one hundred dollars for each employee employed by the Contractor or Subcontractor, for each calendar day, or portion thereof, such employee is employed without the required training. The penalty shall not begin to accrue until the time period in subsections 2.2 and 2.3 of this section have elapsed. The municipality shall withhold and retain therefrom, all sums and amounts due and owing as a result of any violation of this section when making payments to the Contractor under the Contract. The Contractor may withhold from any Subcontractor, sufficient sums to cover any penalties the public body has withheld from the Contractor resulting from the Subcontractor's failure to comply with the terms of this section. If the payment has been made to the Subcontractor without withholding, the Contractor may recover the amount of penalty resulting from the fault of the Subcontractor.
- 2.5. In determining whether a violation of this section has occurred, and whether the penalty under subsection 2.4 of this section shall be imposed, the department shall investigate any claim of violation. Upon completing such investigation, the department shall notify the municipality and any party found to be in violation of this section of its finding and whether a penalty shall be assessed. Determinations under this section may be appealed in the Circuit Court of St. Louis County.
- 2.6. If the Contractor or Subcontractor fails to pay the penalty within forty-five days following notification by the department, the department shall pursue an enforcement action to enforce the monetary penalty provisions of subsection 2.4 of this section against the Contractor or Subcontractor found to be in violation of this section. If the

court orders payment of the penalties as prescribed under subsection 2.4 of this section, the department shall be entitled to recover its actual cost of enforcement in addition to such penalty amount.

### 3. CONTRACTOR'S LIABILITY INSURANCE

The Contractor shall purchase and maintain in full force and affect the following insurance coverage with an insurance carrier acceptable to the City:

The policy shall be endorsed to cover the contractual liability of the Contractor under the General Conditions.

The Contractor and his Subcontractors shall procure and maintain during the life of this agreement insurance of the types and minimum amounts as follows:

3.1.1. Workers' Compensation in full compliance with statutory requirements of Federal and State of Missouri law and Employers' Liability coverage in the amount of **\$1,000,000.**

3.1.2. Comprehensive General Liability and Bodily Injury  
Including Death: **\$409,123** each person  
Property Damage: **\$2,727,489** each occurrence

3.1.3. Comprehensive Automobile Liability, Bodily Injury  
  
Including Death: **\$409,123** each person  
Property Damage: **\$2,727,489** each occurrence

3.1.4. Owner's Protective Bodily Injury,  
  
Including Death: **\$409,123** each person  
Property Damage: **\$2,727,489** each occurrence

The Owner's Protective Policy shall name the City as the insured. Certificates evidencing such insurance shall be furnished to the City prior to the Contractor commencing the Work on this project. The certificates must state **"The City of Hazelwood and the Director of Public Works/City Engineer is an additional insured."**



#### 4. CHANGE OF VENUE

The parties of the Agreement agree that venue shall lie exclusively in the Circuit Court of St. Louis County, State of Missouri, in the event of any litigation between them with regards to the matter encompassed by the Agreement.

#### 5. COMPLIANCE WITH REGULATIONS

The Contractor shall comply with Regulations relative to nondiscrimination in Federally-assisted programs of the Department of Transportation, Title 49, Code of Federal Regulations, Part 21, as they may be amended from time to time (hereinafter referred to as the Regulations), which are herein incorporated by reference and made a part of this Contract.

Further, on any federal assisted Contract, the Contractor and Subcontractor agree to comply with the Equal Employment Opportunity provisions cited in CFR 23, Subpart D - Construction Contract Equal Employment Opportunity Compliance Procedures, CFR 49 – Non-Discrimination in Federally-assisted Programs of the Department of Transportation – Effectuation of Title VI of the Civil Rights Act of 1964, E.E. 11246 and Title VII of the Civil Rights Act of 1964.

#### 6. NONDISCRIMINATION

The Contractor, with regard to the work performed by it during the Contract, shall not discriminate on the grounds of race, color, sex, or national origin in the selection, retention, and treatment of Subcontractors, including procurements of materials in the discrimination prohibited by Section 21.5 of the Regulations, including employment practices when the Contractor covers a program set for in Appendix B of the Regulations.

#### 7. SOLICITATION FOR SUBCONTRACTS, INCLUDING PROCUREMENTS OF MATERIALS AND EQUIPMENT

In all solicitations either by competitive bidding or negotiation made by the Contractor for work to be performed under a Subcontract, including procurements of materials or leases of equipment, each potential Subcontractor or supplier shall be notified by the Contractor of the Contractor's obligations under the Contract and the Regulations relative to nondiscrimination on the grounds of race, color, or national origin.

## 8. INFORMATION AND REPORTS

The Contractor shall provide all information and reports by the Regulations, or directives issues pursuant thereto, and shall permit access to its books, records, accounts, other sources of information, and its facilities as may be determined by the State Highway Department of the Federal Highway Administration to be pertinent to ascertain compliance with such Regulations or directives. Where any information required of a Contractor is in the exclusive possession of another who fails or refuses to furnish this information, the Contractor shall so certify to the State Highway Department or the Federal Highway Administration, as appropriate, and shall set forth what efforts it has made to obtain the information.

## 9. SANCTIONS FOR NONCOMPLIANCE

In the event the Contractor's noncompliance with the nondiscrimination provisions of this Contract, the State Highway Department shall impose such Contract sanctions as it or the Federal Highway Administration may determine to be appropriate, including but not limited to:

- 9.1. Withholding payments to the Contractor under the Contract until the Contractor complies and/or
- 9.2. Cancellation, termination or suspension of the Contract, in whole or in part.

## 10. INCORPORATION OF PROVISIONS

The Contractor shall include provisions of paragraphs (5) through (9) in every Subcontract, including procurement of material and leases of equipment, unless exempt by the Regulations, or directives issued pursuant thereto. The Contractor shall take such action with respect to any Subcontract or procurement as the State Highway Department or the Federal Highway Administration may direct as a means of enforcing such provisions including sanctions for noncompliance: Provided, however, that, in the event a Contractor becomes involved in, or is threatened with, litigation with a Subcontractor or supplier as a result of such direction, the Contractor may request the State Highway Department to enter into such litigation to protect the interests of the State, and, in addition, the Contractor may request the United States to enter into such litigation to protect the interests of the United States.

## 11. CONTRACT SUM AND PAYMENTS

Based upon Applications for Payment submitted by the Contractor on or before the twentieth day of the month for work performed, in accordance with the General Conditions, the City

shall pay the Contractor for the performance of the work, the sum of the Request for Proposal form price as follows:

11.1. Preferably E-Payables (Commercial Credit Card) Acceptable? Yes No (circle one)

11.2. Final payment within 30 days after the work is fully completed and accepted by the City and the Contract is fully performed.

## 12. PREVAILING HOURLY WAGE RATES

12.1.1. Effective August 2018, public works projects valued \$75,000 and under are not subject to the prevailing wage law.

12.1.2. The proposal for this Contract shall be based upon the required payment by the Contractor of the prevailing hourly rate of wages for each craft or type of workman required to execute the Contract as determined by the Department of Labor and Industrial Relations of Missouri.

The principal Contractor and all Subcontractors shall pay not less than the prevailing hourly rate of wages for each craft or type of workman required to execute this Contract as determined by the Department of Labor and Industrial Relations of Missouri, pursuant to Sections 290.310 inclusive and Revised Statutes of Missouri, 1959, as amended 1969. A schedule, Annual Wage Order No. 32, and all subsequent revisions, of such prevailing hourly rate of wages as determined by the Department of Labor and Industrial Relations of Missouri, pursuant to said statutory provisions and subsequent revisions is attached hereto and made a part of this Contract.

12.1.3. The principal Contractor and all Subcontractors shall comply in all respects with House substitute for House Bill No. 294, as enacted by the 69<sup>th</sup> General Assembly and which became effective August 29, 1957, and embodied into the Revised Statutes of Missouri, as Sections 290.210 to 290.310, inclusive, Revised Statutes of Missouri, 1959.

12.1.4. The Contractor and each Subcontractor shall keep an accurate record showing the names and occupations of all workmen employed, together with the actual wages paid to each workman, which shall be open to inspection of all reasonable hours by the representative of the Department of Labor and Industrial Relations of Missouri and the City.

12.1.5. The aforesaid prevailing hourly rate of wages is subject to change by the Department of Labor and Industrial Relations of Missouri, or by court decision as provided by law during the life of this Contract, and such change shall not be the basis of any claim by the Contractor against the City nor will deduction or claim be made by the City against sums due the Contractor by reason of any such change.

12.1.6. The Contractor shall forfeit as a penalty to the state, county, city and town, district or other political sub-division on who behalf the contract is made or awarded, ten (10) dollars for each workman employed, for each calendar day, or portion thereof, such workman is paid less than the said stipulated rates for any work done under said Contract, by them or any Subcontractor under them.

## ADDITIONAL INFORMATION

### 1. LIQUIDATED DAMAGES

It is hereby fully understood and agreed that time is of the essence in performance of this Contract. For each calendar day that elapses between this Contract's full completion date the date on which all work covered by this Contract is actually completed (not substantial completion, rather full completion), including all testing, clean up, punch list items and final close-out documents, the Contractor shall pay to the City as liquidated damages and not as a penalty, the sum of **\$150.00** per calendar day. The total amount so payable by the Contractor as liquidated damages either may be deducted from any moneys due or payable to the Contractor by the City or so much thereof as is not so deducted shall be chargeable to and will be payable promptly by such Contractor and his surety or either of them, at least in part, the City for (1) the administration of the work covered by such Contract and any other Contract or Contracts beyond the Contract completion date, including the additional expense to the City for supervision, inspection and superintendence; (2) expenditures resulting from the inability of the City (and general public) to use the improvement being constructed from and after each Contract and expenditures incurred by the City directly as a result of the failure to complete the work covered by such Contract on or before the Contract Completion Date.

### 2. PROJECT CLOSEOUT

2.1. The Contractor shall submit all warranty information to the City's Community Development Coordinator upon project completion.

- 2.2. The Contractor shall submit lien waivers from all persons and Subcontractors supplying materials or services for the work described in the bid specifications to the City's Project Development Coordinator upon project completion. Failure to submit lien waivers may result in the Contractor being unable to receive Contract payment from the City of Hazelwood.
- 2.3. For projects above \$75,000, the Contractor shall submit certified payroll records for all employees showing work classifications, hours worked, and rate of pay to the City's Community Development Coordinator upon project completion. Failure to submit certified payroll records may result in the Contractor being unable to receive Contract payment from the City of Hazelwood.
- 2.4. For projects above \$75,000, the Contractor shall submit an affidavit of compliance with the prevailing wage law form to the City's Community Development Coordinator upon project completion. Failure to submit the affidavit of compliance with the prevailing wage law form may result in the Contractor being unable to receive Contract payment from the City of Hazelwood.

## BID FORM

The undersigned hereby certifies that he has received and reviewed all pages pertaining to the bid 2026 HAZELWOOD FIREHOUSE #2 BATHROOM REMODEL PROJECT, as listed in the "INSTRUCTIONS TO BIDDERS AND SPECIFICATIONS".

### NOTE TO BIDDERS:

The CITY intends to hold the successful BIDDER to the letter of the specifications and contract. It is recommended that bidders review these documents and resolve any conflict or ambiguity as to intent PRIOR to signing this bid form.

Name of Bidder: \_\_\_\_\_

Mailing Address: \_\_\_\_\_

\_\_\_\_\_

Telephone Number: \_\_\_\_\_

E-Mail Address: \_\_\_\_\_

**Lump Sum \$** \_\_\_\_\_

**Alternate #1: Sealed Concrete Flooring**  
**ADD/DEDUCT (circle one) Lump Sum \$** \_\_\_\_\_

\_\_\_\_\_  
Signature

Corporate Seal

Attest to Seal

\_\_\_\_\_  
Title

Subscribed and sworn to before me this \_\_\_\_\_ day \_\_\_\_\_, 2026

\_\_\_\_\_  
Notary Public

**Checklist of items to be included with bid:**

- \_\_\_\_\_ Non-collusion affidavit
- \_\_\_\_\_ Affidavit of compliance
- \_\_\_\_\_ Bid bond (bid bond, cashier's check or money order)
- \_\_\_\_\_ Certificate of insurance
- \_\_\_\_\_ Indicate here acknowledgement of all addendums received, if any
- \_\_\_\_\_ Description of References
- \_\_\_\_\_ Bid Form completed with all unit prices filled in

CITY OF HAZELWOOD

2026 HAZELWOOD FIREHOUSE #2 BATHROOM REMODEL PROJECT

This agreement, made and entered into on this \_\_\_\_\_ day of \_\_\_\_\_ 2026, by and between the City of Hazelwood, Missouri, hereinafter called "CITY", and \_\_\_\_\_ hereinafter called "CONTRACTOR".

WITNESSETH THAT:

In consideration of the premises and of the mutual promises, covenants and agreements herein contained, the adequacy and sufficiency of which are hereby acknowledged and confessed, the parties hereto do mutually promise, covenant and agree as follows:

1. That the "Instructions to Bidders", "Specifications", and "Bid Form" which are attached hereto, are hereby incorporated in this contract as if they were more fully set forth herein.
2. **That the term of this contract shall commence after written notice to proceed and terminate 45 calendar days after notice to proceed. Anticipated start date shall be March 23, 2026, pending lead time for materials.**
3. That the "CONTRACTOR" shall furnish all labor, vehicles, tools, equipment and any other necessary facilities to provide the required services as outlined in the "Instructions to Bidders" and "Specifications".
4. That it is the "CONTRACTOR'S" responsibility to directly invoice and collect the fees for services rendered to all such units that receive service.
5. **That the "CONTRACTOR" shall furnish and maintain with the "CITY" a performance bond equivalent to 100% of the Contract price.**
6. **That the "CONTRACTOR" shall furnish and maintain with the "CITY" a payment bond equivalent to 100% of the Contract price.**
7. That the "CONTRACTOR" shall furnish and maintain with the "CITY" certificates of insurance as outlined in the "Specifications".
8. That the "CONTRACTOR" shall indemnify and hold harmless the "CITY" from any liability, claim, damage, or cause of action which may be sustained or asserted against the "CITY" as the result, directly or indirectly, or in any manner, of the performance or failure of performance on the part of the "CONTRACTOR".
9. **That if the "CONTRACTOR" fails to perform any of the terms of this contract, the "CITY", at its option, may cancel this contract, and if it desires, it may also claim a default and utilize the performance bond for such non-performance.**



10. The parties of this agreement agree that venue shall lie exclusively in the Circuit Court of St. Louis County, State of Missouri, in the event of any litigation between them with regards to the matter encompassed by the agreement.

Name and phone number of person to contact during working hours:

Name \_\_\_\_\_ Phone \_\_\_\_\_

Address \_\_\_\_\_

Name and phone number of person to contact in case of emergency and after working hours:

Name \_\_\_\_\_ Phone \_\_\_\_\_

NOTE: This contract shall not be assigned or transferred by “CONTRACTOR”, nor shall any services be performed by any sub-contractor for “CONTRACTOR” without written consent from the “CITY”.

In witness whereof, the parties hereto have executed this agreement the day and year first written.

EXECUTED BY AUTHORIZED REPRESENTATIVES

CITY OF HAZELWOOD

\_\_\_\_\_  
David Leezer  
City Manager

By: \_\_\_\_\_  
Name: \_\_\_\_\_  
Title: \_\_\_\_\_

Date: \_\_\_\_\_

Date: \_\_\_\_\_

ATTEST:

WITNESS:

\_\_\_\_\_  
Julie Lowery, CMC/MRCC  
City Clerk

By: \_\_\_\_\_  
Print Name: \_\_\_\_\_

Date: \_\_\_\_\_

Date: \_\_\_\_\_

APPROVED AS TO FORM:

\_\_\_\_\_  
Kevin M. O'Keefe  
City Attorney

CONTRACT AUTHORIZED BY CITY OF HAZELWOOD ORDINANCE: \_\_\_\_\_

City of Hazelwood Contract: 2026 Hazelwood Firehouse #2 Bathroom Remodel Project.

## AFFIDAVIT OF COMPLIANCE

STATE OF \_\_\_\_\_

COUNTY OF \_\_\_\_\_

Now this \_\_\_\_\_ day of \_\_\_\_\_, 2026, the undersigned, being first duly sworn, deposes and says:

1. I am more than 18 years of age.
2. I make this affidavit from my personal knowledge of the facts stated herein or upon information and facts available to me as a duly authorized owner, partner, corporate, or LLC officer or Human Relations Director of \_\_\_\_\_.  
(name of corporation, LLC, sole proprietorship or partnership)
3. I am authorized to make this affidavit on behalf of \_\_\_\_\_.  
(name of business entity, same as above)
4. I state and affirm that \_\_\_\_\_ is enrolled and is currently  
(name of business entity, same as above)  
participating in E-Verify, a federal work authorization program or another equivalent electronic verification of work authorization program operated by the United States Department of Homeland Security under the Immigration Reform and Control Act of 1986.
5. Further, \_\_\_\_\_ does not knowingly employ any person who  
(name of business entity, same as above)  
is an unauthorized alien.
6. Further, \_\_\_\_\_ has performed an electronic verification  
(name of business entity, same as above)  
check as described above on all workers hired since January 1, 2009 or obtained documents required for completion of a federal I-9 form before it began participating in E-Verify.

I certify under penalty of perjury that the statements above are complete, true and accurate to the best of my knowledge and belief.

\_\_\_\_\_  
(Authorized Agent, Partner, Owner or Officer)

\_\_\_\_\_  
(Printed Name)

If a business has a Human Relations Director or equivalent that person must sign as an affiant as well.

I certify under penalty of perjury that the statements above are complete, true and accurate to the best of my knowledge and belief.

\_\_\_\_\_  
(Human Relations Director)

\_\_\_\_\_  
(Printed Name)

This form is promulgated to 15CSR 60-15.020. The Attorney General has deemed this affidavit sufficient in form to satisfy the requirements of section 285.540, RSMo., Supp. 2008.

FURTHER THE AFFIANT SAYETH NOT

\_\_\_\_\_  
(Signature)

On this \_\_\_\_\_ day of \_\_\_\_\_, in the year 2026, before me  
\_\_\_\_\_, a Notary Public in and for said state, personally appeared  
\_\_\_\_\_, known to me to be the person who executed the within  
affidavit, and acknowledged to me that he/she executed the same for the purposes therein stated.

IN WITNESS WHEREOF, I have hereunto set my hand and affixed my official seal in the county and  
state aforesaid, the day and year first above written.

\_\_\_\_\_  
Notary Public

My Commission Expires:

SEAL

## CITY OF HAZELWOOD NON-COLLUSION AFFIDAVIT

STATE OF MISSOURI        )  
                                      ) SS  
COUNTY OF ST. LOUIS    )

\_\_\_\_\_ being first duly sworn on oath deposes and states:

- I. That in connection with this procurement:
- a. the prices in this bid have been arrived at independently, without consultation, communication, or agreement, for the purpose of restricting competition, as to any matter relating to such prices with any other bidder or with any competitor;
  - b. the prices which have been quoted in this bid have not been knowingly disclosed by the bidder and will not knowingly be disclosed by the bidder prior to opening, directly or indirectly, to any bidder or to any competitor; and
  - c. no attempt has been made or will be made by the bidder to induce any other person or firm to submit or not submit a bid for the purpose of restricting competition.
- II. The undersigned further states:
- a. he is the person in the bidder's organization responsible within that organization for the decision as to the prices being bid herein and that he has not participated, and will not participate, in any action contrary to (I)(a) through (I)(c) above; or
  - b. he is not the person on the bidder's organization responsible within that organization for the decision as to the prices being bid herein but that he has been authorized in writing to act as agent for the person responsible for such decision in certifying that such persons have not participated, and will not participate, in any action contrary to (I)(a) through (I)(c) above.
- III. It is expressly understood that the foregoing statements, representations, and promises are made as a condition to the right of the bidder to receive payment under any award made hereunder.

### FOR CORPORATIONS:

(Corporate Seals)

Name of Firm \_\_\_\_\_  
Please check: ( ) Corporation ( ) Partnership ( ) Sole Proprietor

ATTEST TO SEAL:

SIGNATURE AND TITLE OF BIDDER

\_\_\_\_\_

\_\_\_\_\_

\_\_\_\_\_

SUBSCRIBED AND SWORN TO before me this \_\_\_\_\_ day of \_\_\_\_\_, 2026.

\_\_\_\_\_  
Notary Public

City of Hazelwood Contract: 2026 Hazelwood Firehouse #2 Bathroom Remodel Project.

## Exhibit A: Existing Bathroom Photos



*Figure 1: Stand Alone Bunk Room Bathroom*



*Figure 2: Stand Alone Bunk Room Bathroom*





*Figure 3: Multi-Use Bunk Room Bathroom*





*Figure 4: Multi-Use Bunk Room Bathroom*



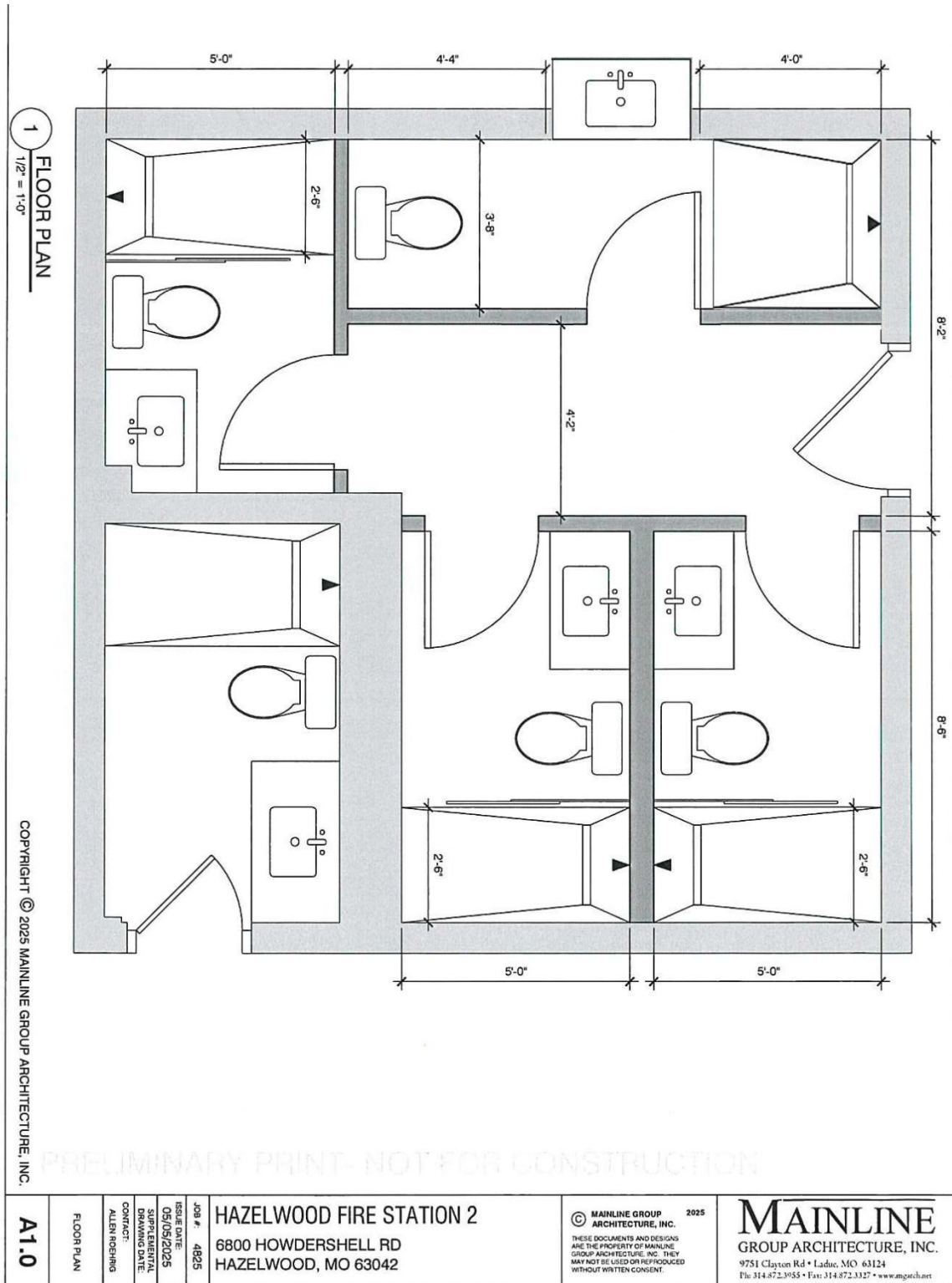
*Figure 5: Multi-Use Bunk Room Bathroom (shower area)*





*Figure 6: Multi-Use Bunk Room Bathroom (shower area)*

## Exhibit B: Proposed Bathroom Layout



## **Exhibit C: Firehouse #2 Building Plans**



#24

# **CITY OF HAZELWOOD**

## **FIRE STATION**

**6800 HOWDERSHELL ROAD  
HAZELWOOD, MISSOURI**

**MAYOR**

**DOUGLAS W. PALMER**

**COUNCIL**

**RICHARD A. MARTIN**

**WARD 1**

**JONATHAN B. DANN**

**WARD 4**

**GLENNON J. ROBINSON**

**WARD 2**

**MOLLIE C. RICKEY**

**WARD 5**

**R. RAY ROHMAN**

**WARD 3**

**DANIEL A. O'BRIEN**

**WARD 6**

**CITY MANAGER**

**EDWIN G. CARLSTROM**

**WVP CONSULTING ENGINEERS, INC.**

**ARCHITECTS • ENGINEERS • PLANNERS**

**FERRIS & HAMIG, INC.**















**CONSULTING ENGINEERS**



## Architectural Abbreviations

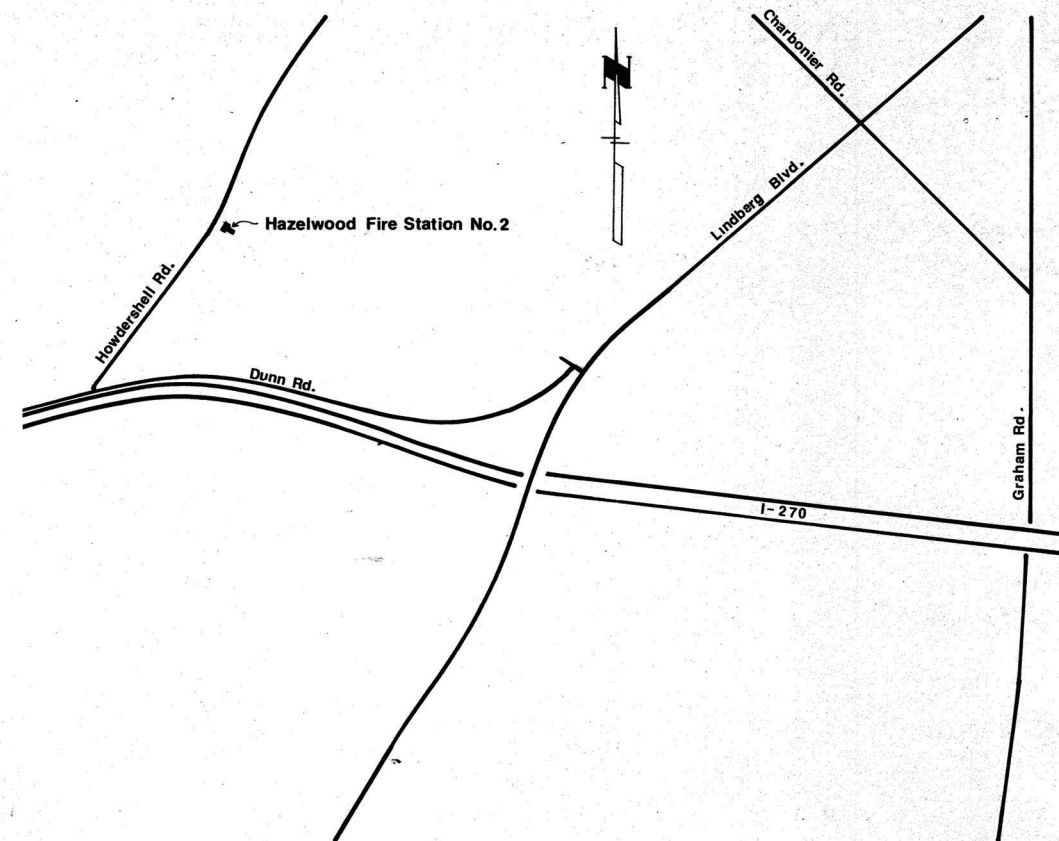
ACOUS.	acoustical	H.P.	high point	REQ'D.	required
A.F.F.	above finish floor	HORIZ.	horizontal	RESIL.	resilient
ASPH.	asphaltic			R.M.	room
L @	angle at				
		INSUL.	insulation		
		INT.	interior	S.C.	solid core
		I.D.	inside diameter	S.S.	service sink
BSMT.	basement			SCHED.	schedule
B.F.	bottom of footing			SECT.	section
BLDG.	building			SHR.	shower
BLK.	block	JST.	joist	SHT.	sheet
BLKG.	blocking	JT.	joint	SIM.	similar
BM.	beam	J.C.	janitor closet	SPEC.	specification
				STND.	standard
				STL.	steel
				STRUCT.	structural
CAB.	cabinet			SUSP.	suspended
CEM.	cement	KIT.	kitchen		
C.J.	control joint				
	centerline				
CLG.	ceiling	L.C.	linen closet	T.F.	top of footing
COL.	column	LIV. RM.	living room	TEMP.	tempered
CONC.	concrete	L.P.	low point	THRESH.	threshold
CONT.	continuous			T.W.	top of wall
C.T.	ceramic tile			TYP.	typical
C	channel			T & G.	tar and gravel / tongue and groove
		MAX.	maximum		
		MIN.	minimum		
		MECH.	mechanical		
D.H.	double hung	M.H.	manhole		
DN.	down	M.P.	metal panel	U.O.N.	unless otherwise noted
DR.	door	M.C.	medicine cabinet		
D.S.	downspout	M.O.	masonry opening		
DET.	detail	M.B.	masonry block		
DWG.	drawing	MET.	metal		
Φ/DIA.	diameter	MON.	monolithic	V.B.	vapor barrier
DIM.				VERT.	vertical
				VEST.	vestibule
				VAR.	varies
				V.W.C.	vinyl wall covering
E.J.	expansion joint	NO./ #	number		
EL.	elevation	N.I.C.	not in contract		
ELEC.	electric	N.T.S.	not to scale		
ENT.	entrance			w7	with
E.W.C.	elec. water cooler	O.A.	over all	WD.	wood
EXIST.	existing	O.C.	on center	WSCT.	wainscott
EXT.	exterior	O.D.	outside diameter	W.C.	water closet
EXP.	exposed / expansion	OPP.	opposite	WIN.	window
E.P.	expanded polystyrene	OPNG.	opening	W.W.M.	welded wire mesh
E.C.	elastomeric coating	OHD.	overhead door		
F.D.	floor drain				
FDN.	foundation	PL.	plate		
F.E.	fire extinguisher	PR.	pair		
F.E.C.	f.e. cabinet	PRE-FAB	pre -fabricated		
FIN. FLR.	finish floor	PRCST.	pre - cast		
FR.	frame	PTN.	partition		
F.G.	finish grade	P.H.	penthouse		
FT.	foot	PLAS. LAM.	plastic laminate		
FTG.	footing				
		Q.T.	quarry tile		
GA.	gauge				
GL.	glass				
GALV.	galvanized	R.	riser		
		RAD.	radius		
		R.B.	reinforcing bar		
H.C.	hollow core	R.D.	roof drain		
HDWE.	hardware	REF.	refrigerator		
H.M.	hollow metal	REINF.	reinforced		

## Architectural Symbols

	Earth
	Gravel fill
	Concrete
	Brick (CONCRETE)
	Concrete Block
	Metal
	Wood, finish
	Wood, framing
	Plywood
	Acoustical ceiling
	Drywall
	Insulation, batt
	Insulation, rigid
	Ceramic tile

### Architectural Legends

### Location Map



## Drawing Index

Architectural		Mechanical	
A - 1	Index	ME-1	Site Plan
A - 2	Site Plan	M - 2	Foundation Plan
A - 3	Floor Plans:Upper and Lower Levels	M - 3	Floor Plans:Upper and Lower Levels
A - 4	Reflected Ceiling Plans:Upper and Lower Levels		
A - 5	Roof Framing Plan and Details		
A - 6	Building Elevations		
A - 7	Building Sections and Stair Details		
A - 8	Wall Sections and Entrance Ramp Details		
A - 9	Wall Sections and Hose Tower Details		
A -10	Floor Plans,Interior Elevations and Finish Schedule	E - 2	Floor Plans:Upper and Lower Levels Power and Special System
A -11	Door Schedule and Details	E - 3	Floor Plans: Upper and Lower Levels Lighting
		E - 4	Wiring Diagrams and Schedule
Structural			
S - 1	Foundation Plan,Upper Level Framing Plan and Details		
S - 2	Apparatus Room Roof Framing Plan and Details		



**WVP Consulting Engineers, Inc.**  
Architects • Engineers • Planners  
St. Louis, Mo. 63132 / 994-3050

**Ferris & Hamig, Inc.**  
Consulting Engineers  
St. Louis, Mo. 63139 / 351-6140

**Hazelwood Fire Station**  
6800 Howdershell Road  
**Hazelwood, Missouri**  
Douglas W. Palmer  
Mayor  
Edwin G. Carlstrom  
City Manager

sheet title


preliminary	revisions
-------------	-----------

sheet number

A-1

of H



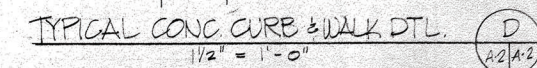
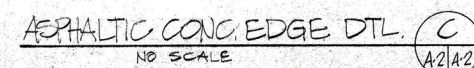
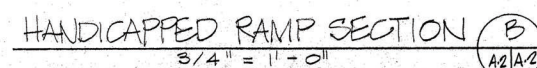
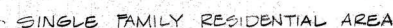
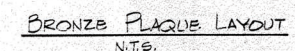


14" WIDE x 18" HIGH BRONZE  
PLAQUE

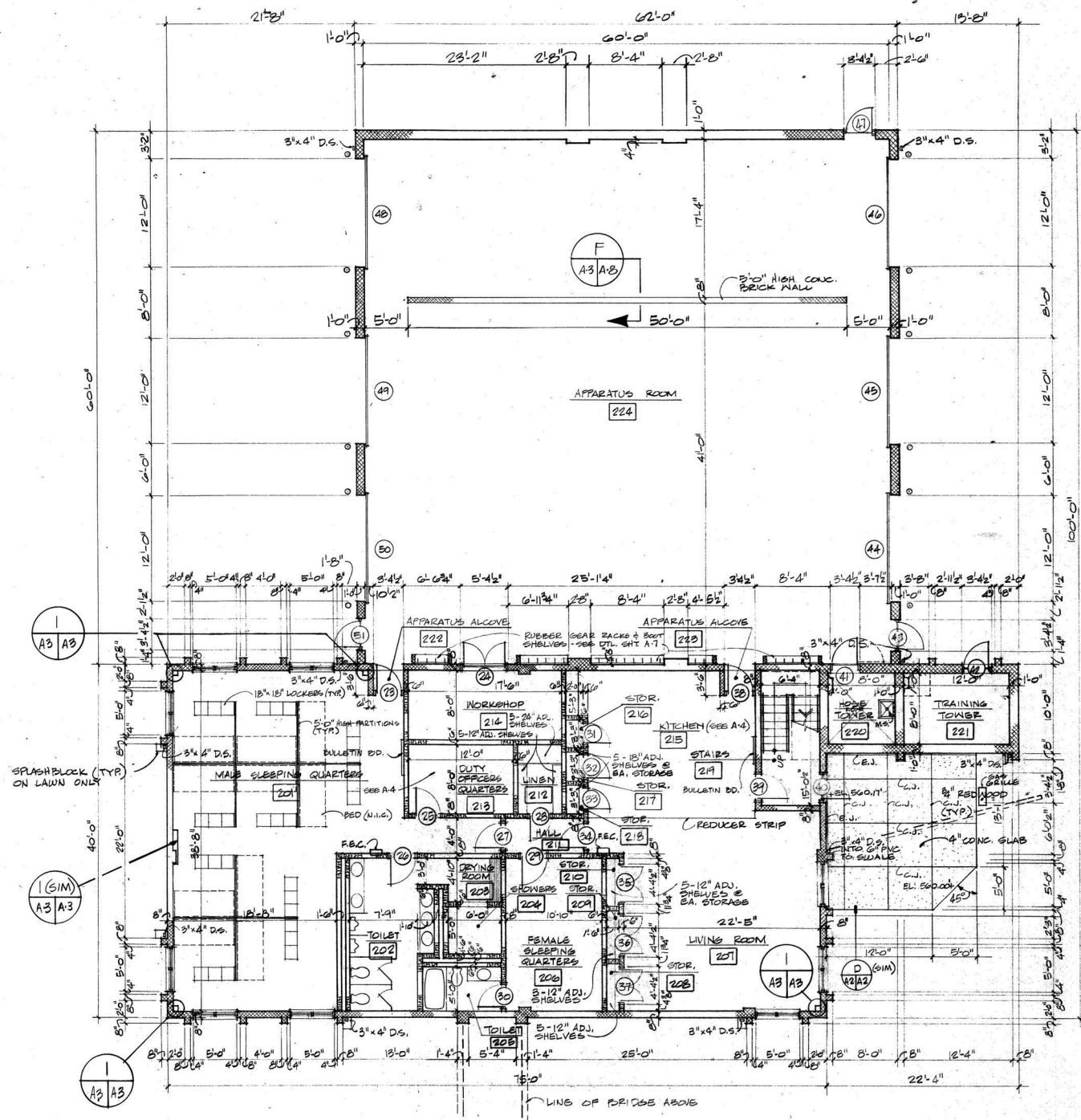
SATIN FINISH SINGLE LINE  
BORDER

STIPPLE TEXTURE BACKGROUND

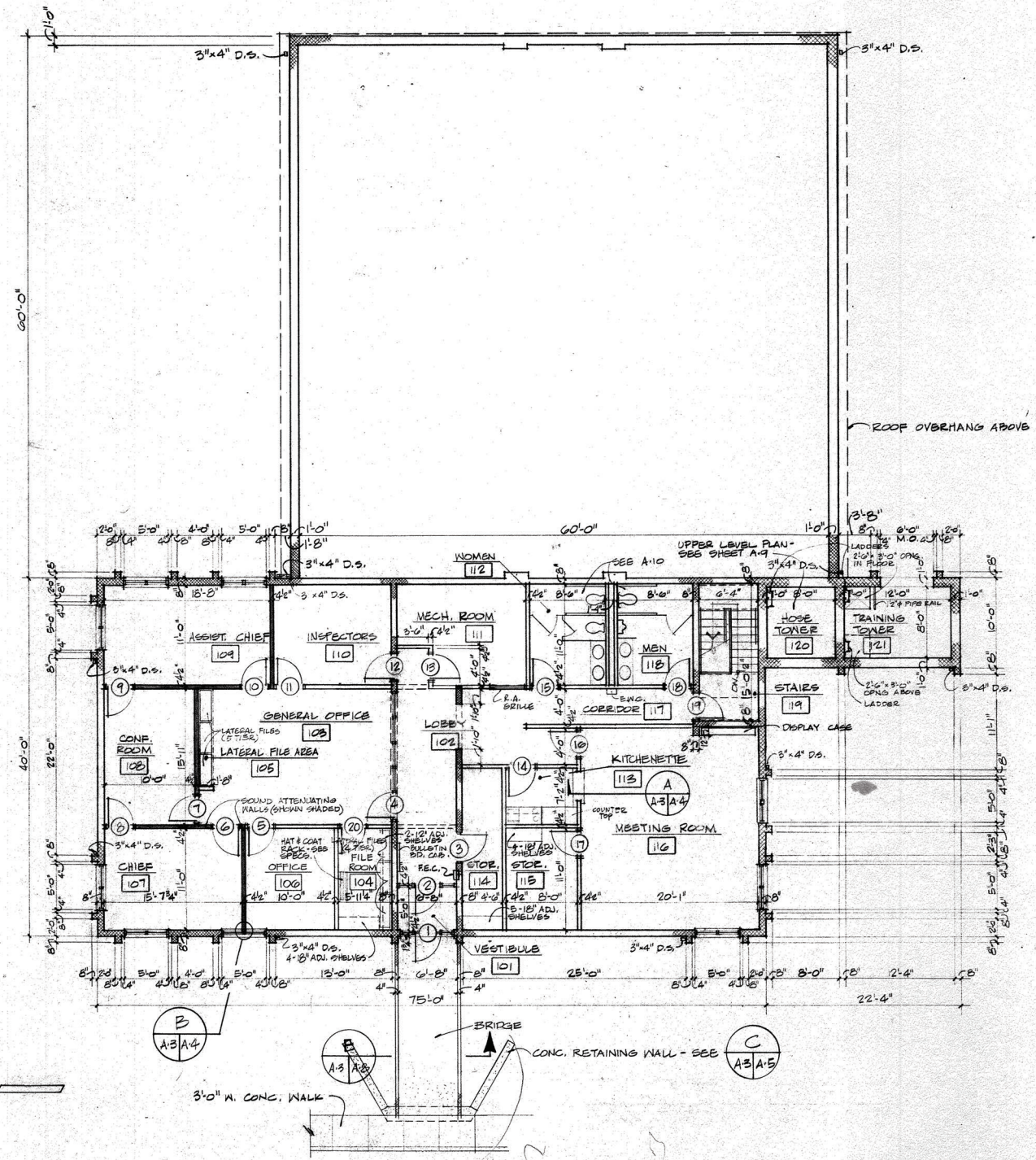
SATIN FINISH RAISED LETTERS -  
BLOCK EXTENDED STYLE







LOWER LEVEL FLOOR PLAN  
1/8" = 1'-0"



UPPER LEVEL FLOOR PLAN  
1/8" = 1'-0"



WVP Consulting Engineers, Inc.  
Architects - Engineers - Planners  
St. Louis, Mo. 63132 / 994-3050  
Ferris & Hamig, Inc.  
Consulting Engineers  
St. Louis, Mo. 63139 / 351-6140

**Hazelwood Fire Station**  
6800 Howdershell Road  
**Hazelwood, Missouri**  
Douglas W. Palmer  
City Manager

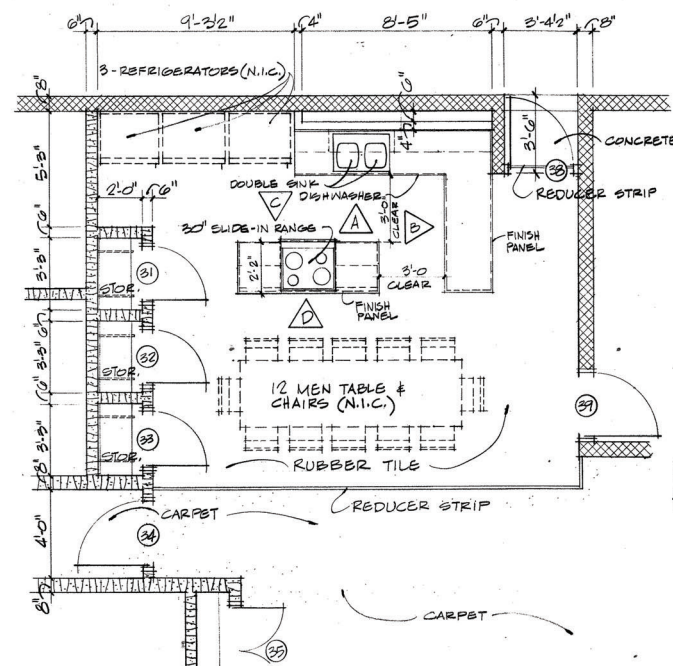
FLOOR PLANS  
UPPER AND LOWER LEVELS

preliminary	revisions
issue	
contract	
drawn by	

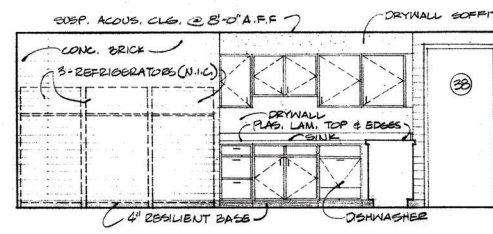
sheet number

A-3  
of 11

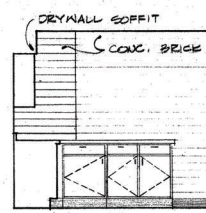




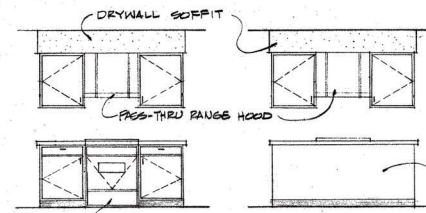
KITCHEN #215 PLAN  
1/4" = 1'-0"



ELEVATION A  
1/4" = 1'-0"

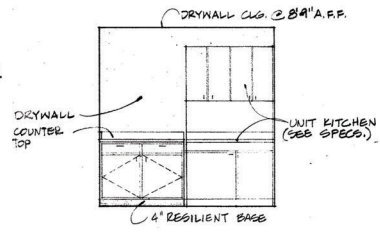


ELEVATION B  
1/4" = 1'-0"

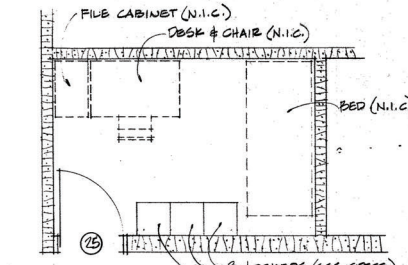


ELEVATION C  
1/4" = 1'-0"

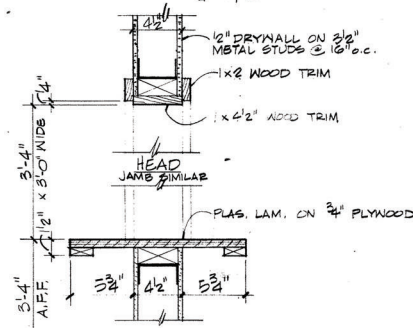
ELEVATION D  
1/4" = 1'-0"



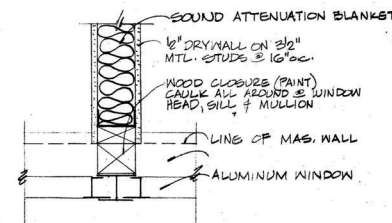
ELEVATION C KITCHENETTE  
1/4" = 1'-0"



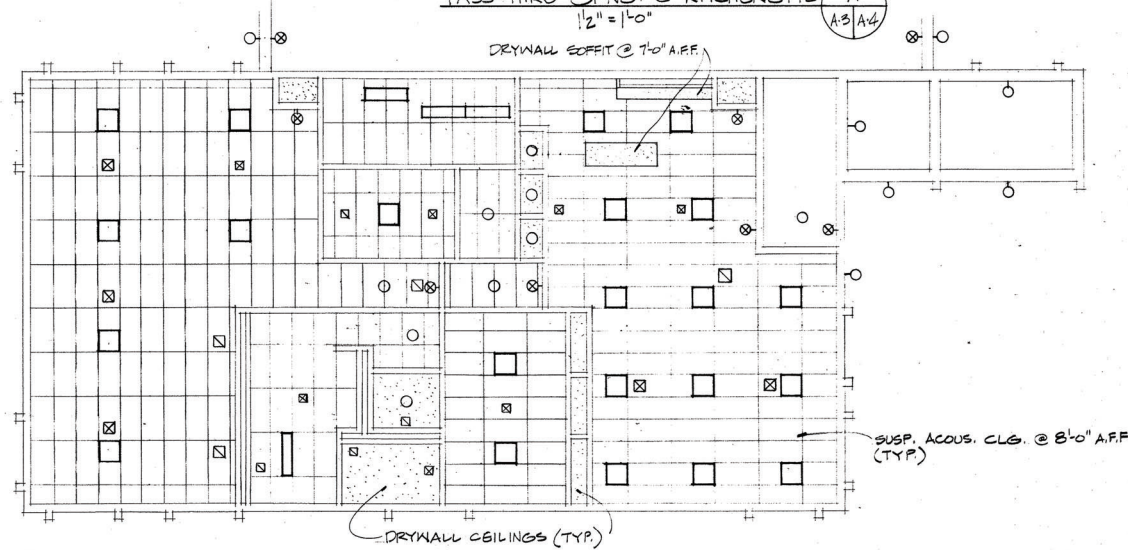
DUTY OFFICERS QUARTERS PLAN  
1/4" = 1'-0"



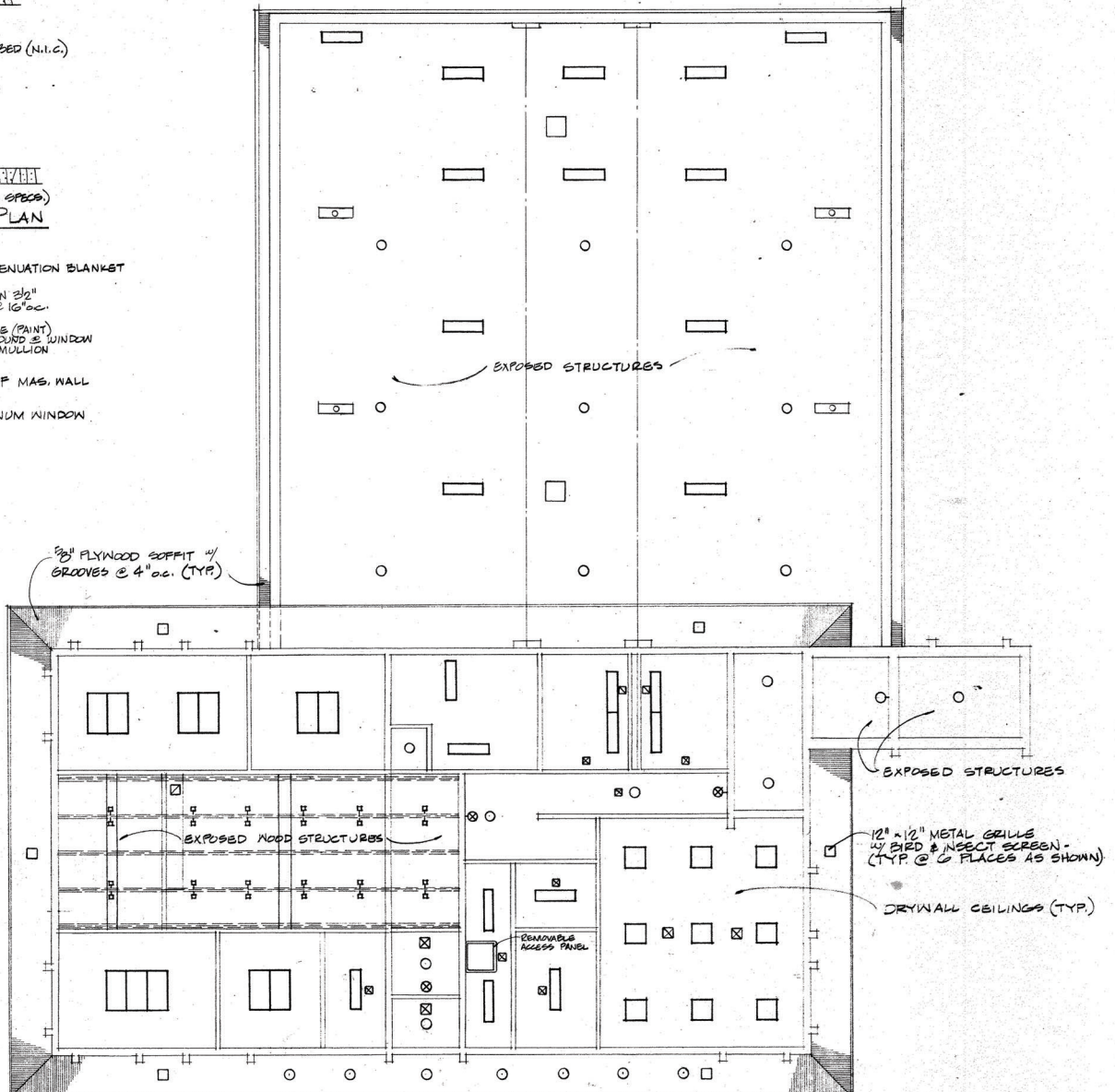
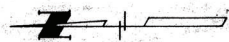
DETAIL A  
1/2" = 1'-0"



DETAIL B  
1/2" = 1'-0"



REFLECTED CEILING PLAN - LOWER LEVEL  
1/2" = 1'-0"



REFLECTED CEILING PLAN - UPPER LEVEL  
1/2" = 1'-0"



WVP Consulting Engineers, Inc.  
Architects - Engineers - Planners  
St. Louis, Mo. 63132 / 994-3050  
Ferris & Hamig, Inc.  
Consulting Engineers  
St. Louis, Mo. 63139 / 351-6140

**Hazelwood Fire Station**  
6800 Howdershell Road  
**Hazelwood, Missouri**  
Douglas W. Palmer  
Mayor  
Edwin G. Carlstrom  
City Manager

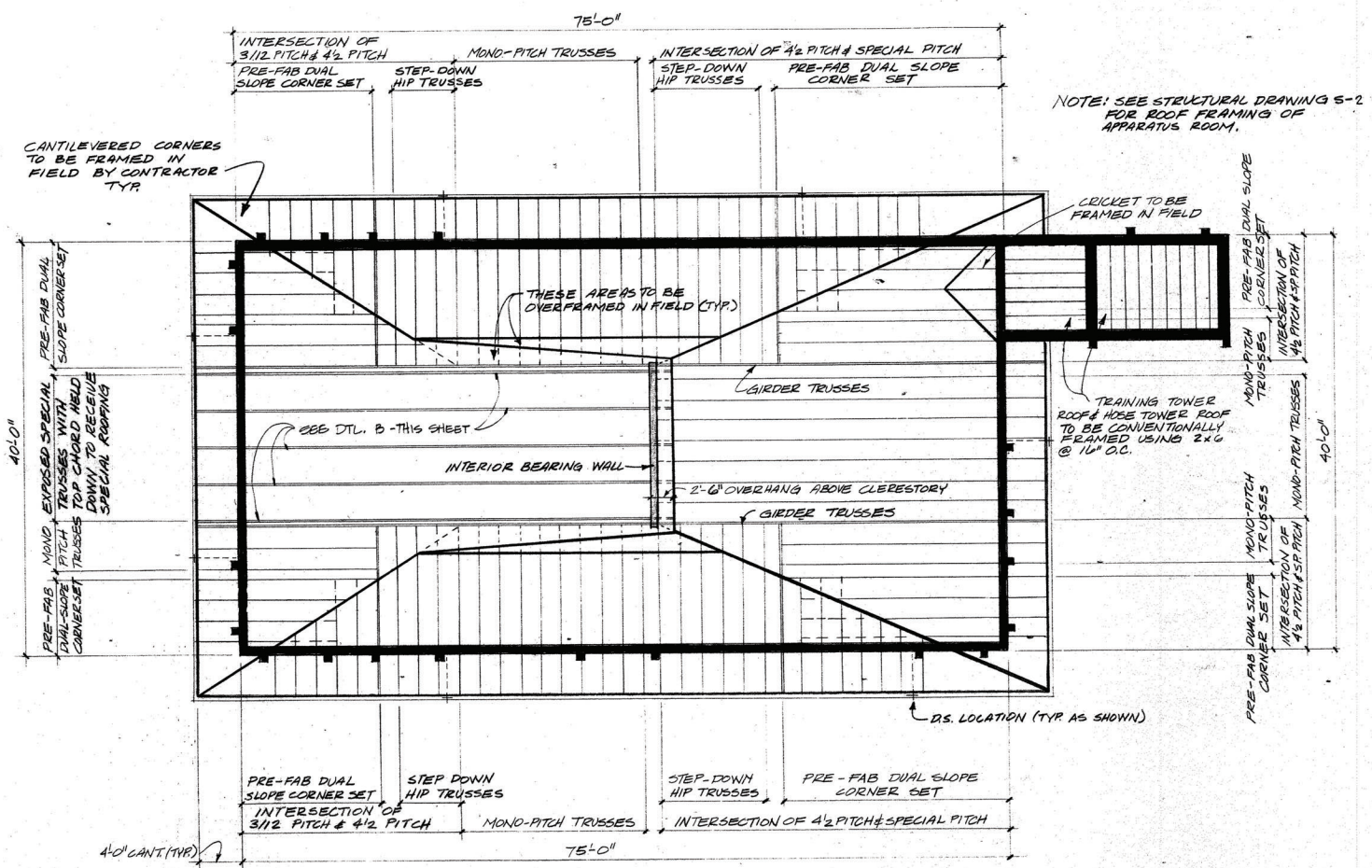
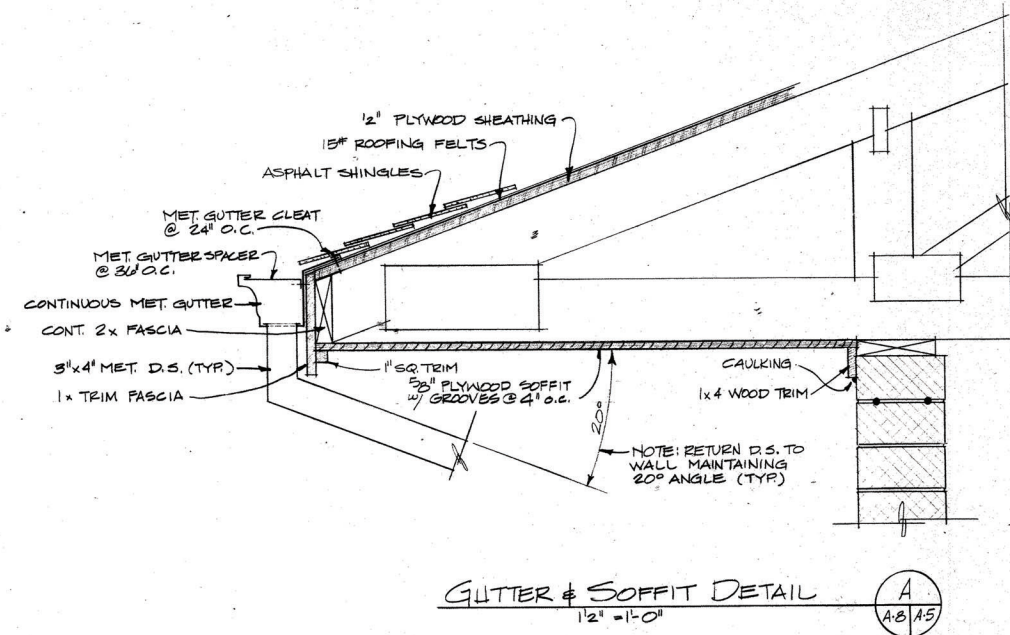
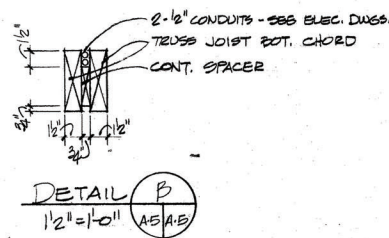
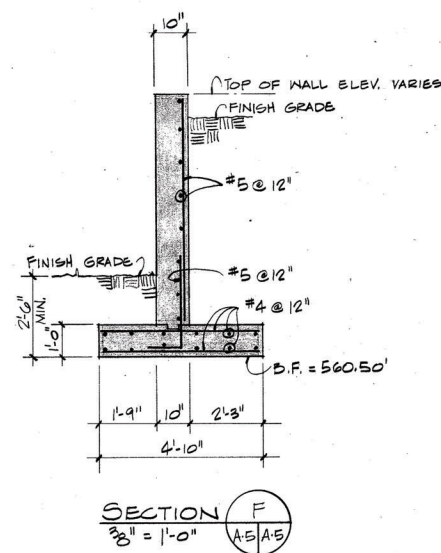
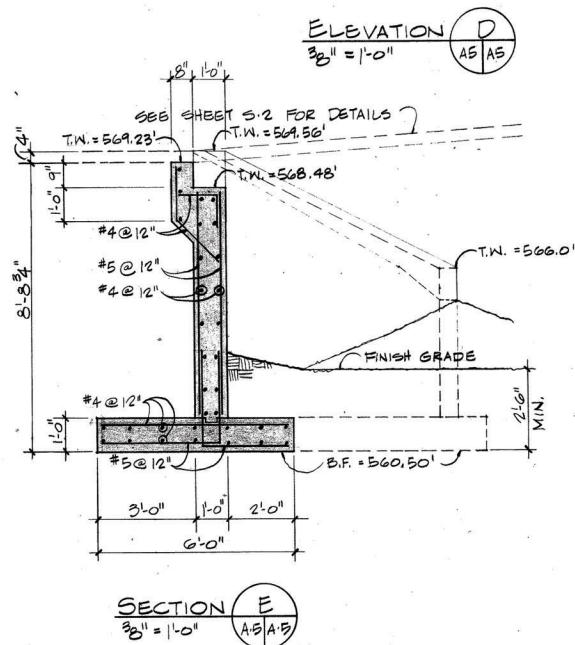
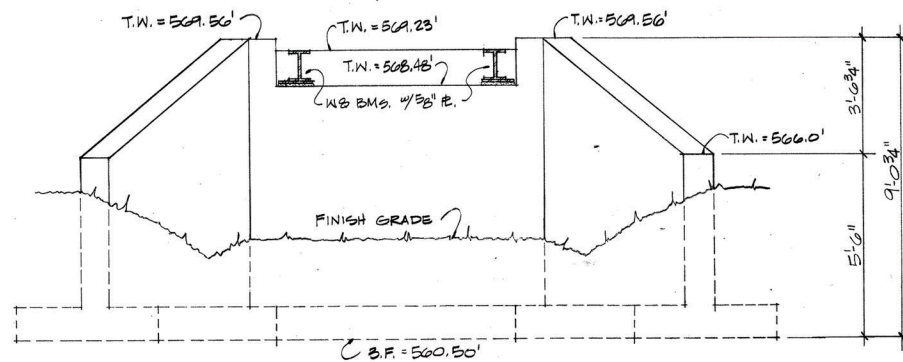
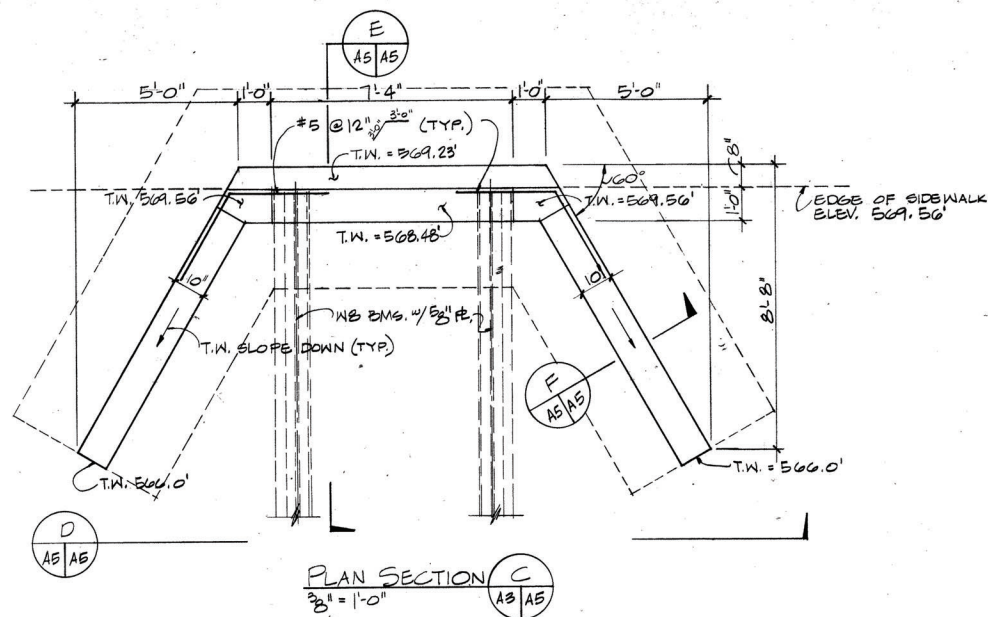
sheet title  
REFLECTED CLG. PLANS:  
UPPER AND LOWER LEVELS

preliminary	revisions
issue	
contract	
drawn by	

sheet number


A-4





# OFFICE BUILDING ROOF FRAMING PLAN

NOTE: ACTUAL TRUSS LAYOUT & FRAMING SYSTEMS BY TRUSS MANUFACTURER



WVP Consulting Engineers, Inc.  
Architects - Engineers - Planners  
St. Louis, Mo. 63132 / 994-3050

Ferris & Hamig, Inc.  
Consulting Engineers  
St. Louis, Mo. 63139 / 351-6140

**Hazelwood Fire Station**  
6800 Howdershell Road  
**Hazelwood, Missouri**  
Douglas W. Palmer  
Mayor

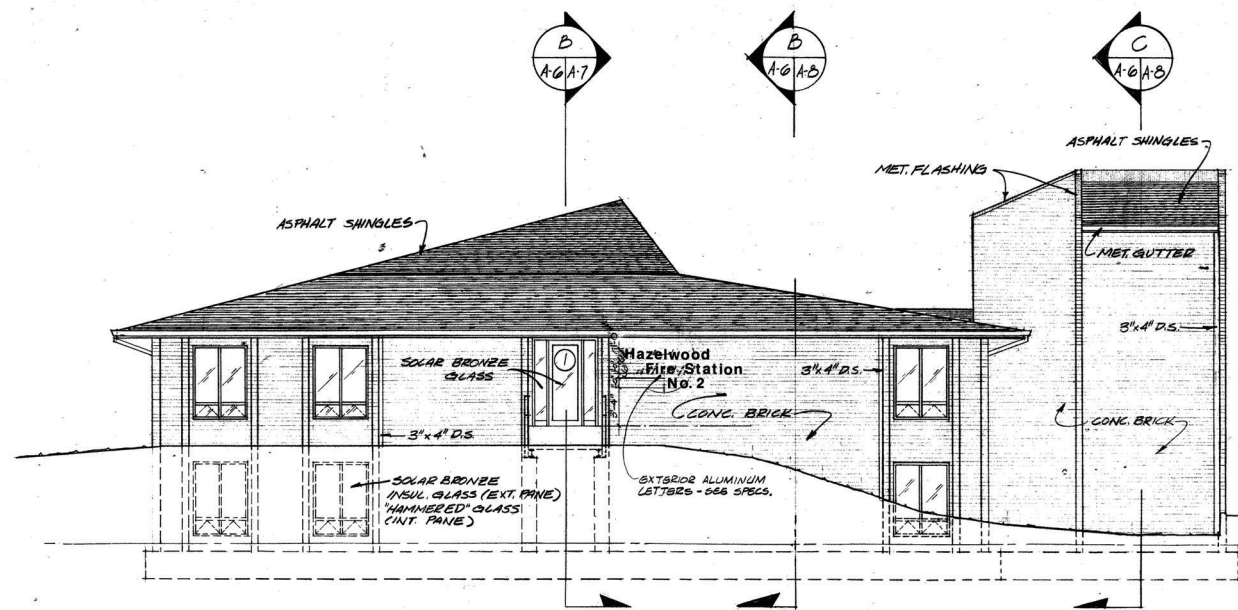
sheet title  
**ROOF FRAMING  
PLAN AND DETAILS**

preliminary	issue	contract	drawn by
revisions			TJS

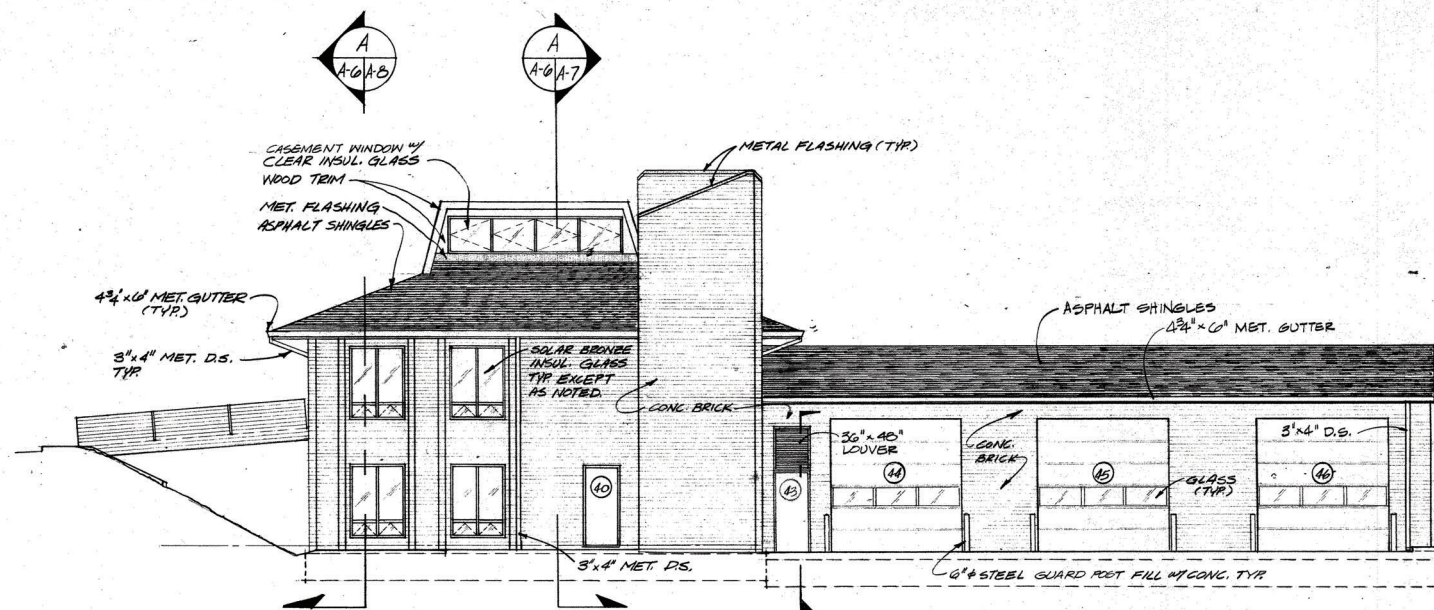
sheet number

**A-5**  
of 11

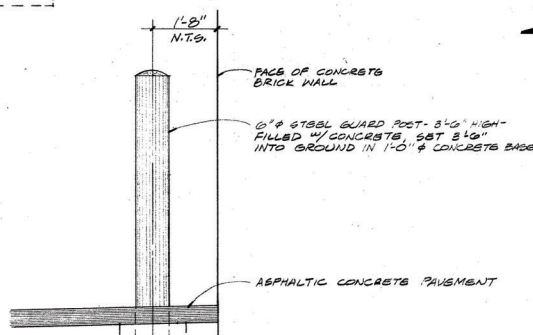




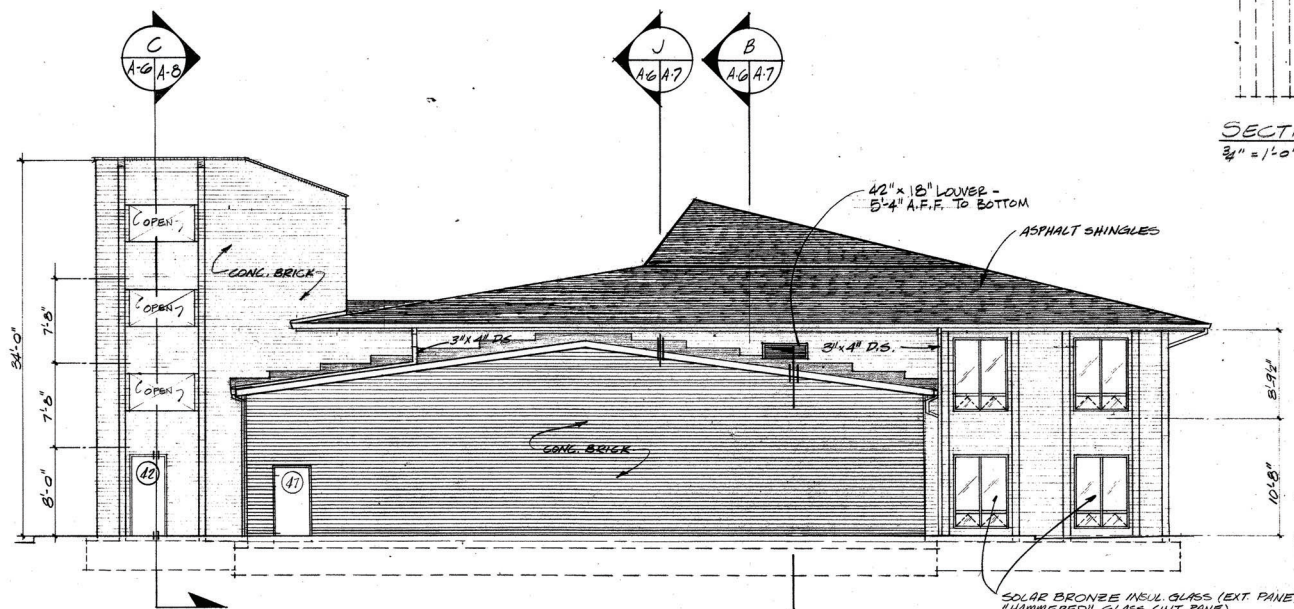
WEST ELEVATION  
1" = 1'-0"



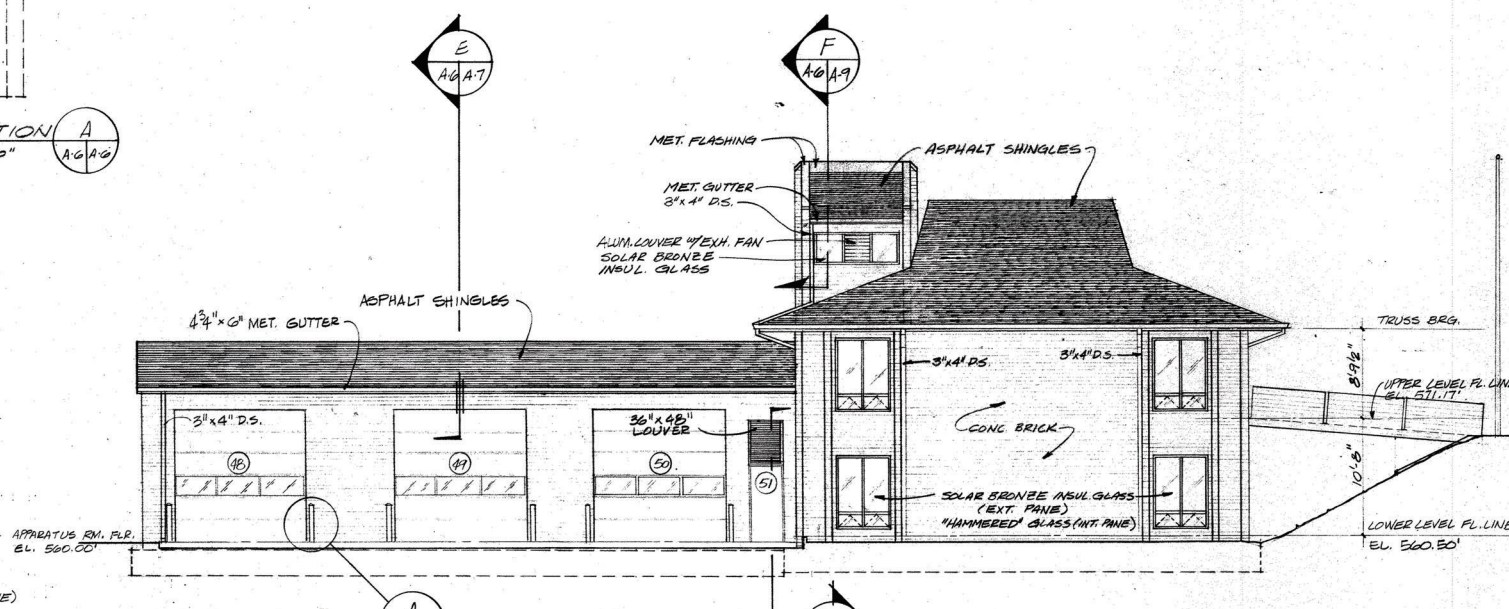
SOUTH ELEVATION  
1" = 1'-0"




SECTION A-A  
1" = 1'-0"



EAST ELEVATION  
1" = 1'-0"



NORTH ELEVATION  
1" = 1'-0"



WVP Consulting Engineers, Inc.  
Architects - Engineers - Planners  
St. Louis, Mo. 63132 / 994-3050  
Ferris & Hamig, Inc.  
Consulting Engineers  
St. Louis, Mo. 63139 / 351-6140

**Hazelwood Fire Station**  
6800 Howdershell Road  
**Hazelwood, Missouri**  
Douglas W. Palmer  
Mayor

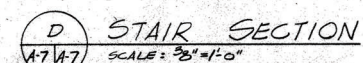
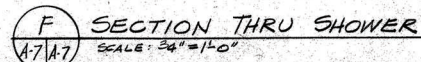

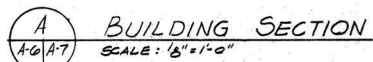
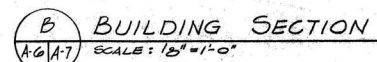


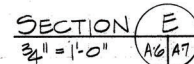
Sheet title  
BUILDING ELEVATIONS

preliminary	revisions
issue	
contract	
drawn by	

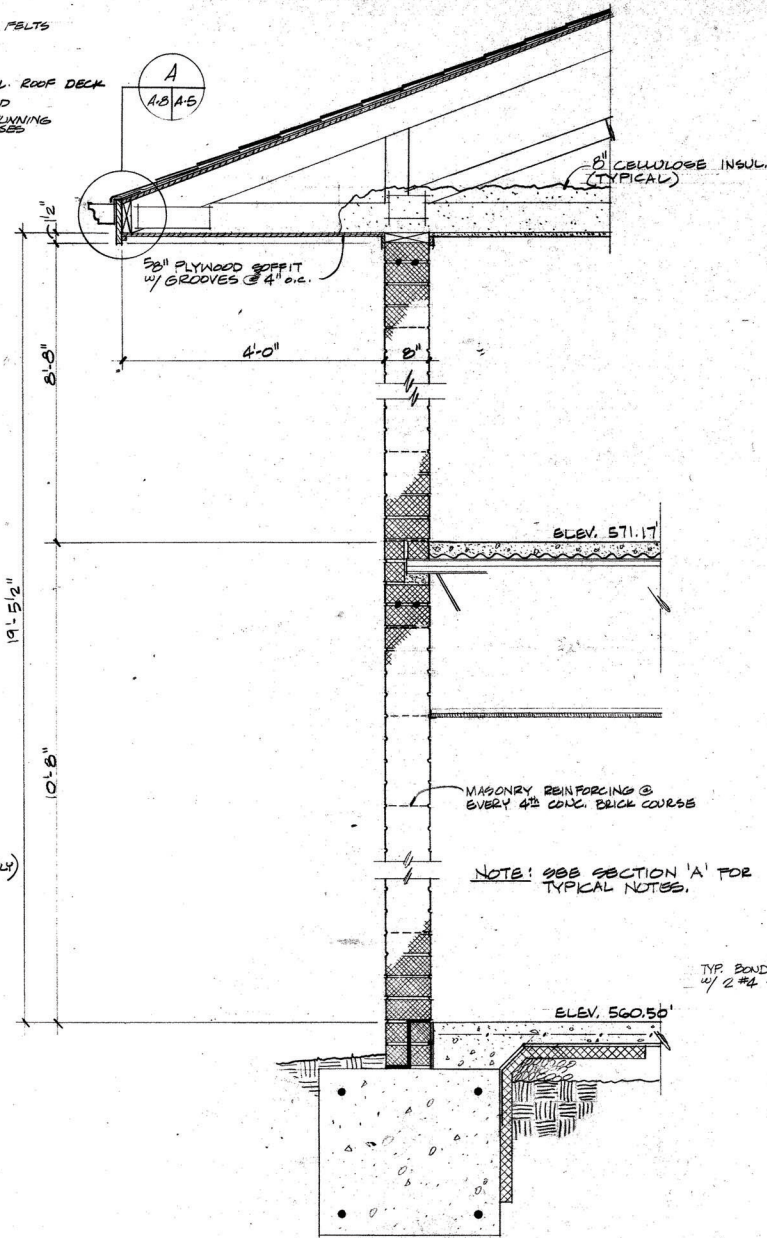
sheet number

A-6  
of 11

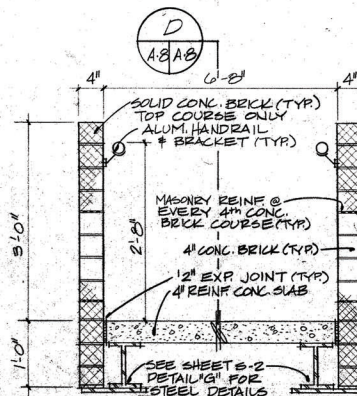




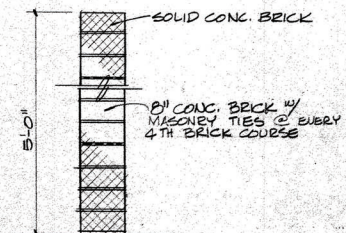




TYPICAL SECTION (B)



SECTION THRU ENTRANCE RAMP E  
34' = 1'-0"

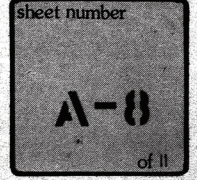


SECT. @ WASH BAY WALL

34" = 1'-0"

F

A.3 A.8







WVP Consulting Engineers, Inc.  
Architects - Engineers - Planners  
St. Louis, Mo. 63132 / 994-3050

Ferris & Hamig, Inc.  
Consulting Engineers  
St. Louis, Mo. 63139 / 351-6140

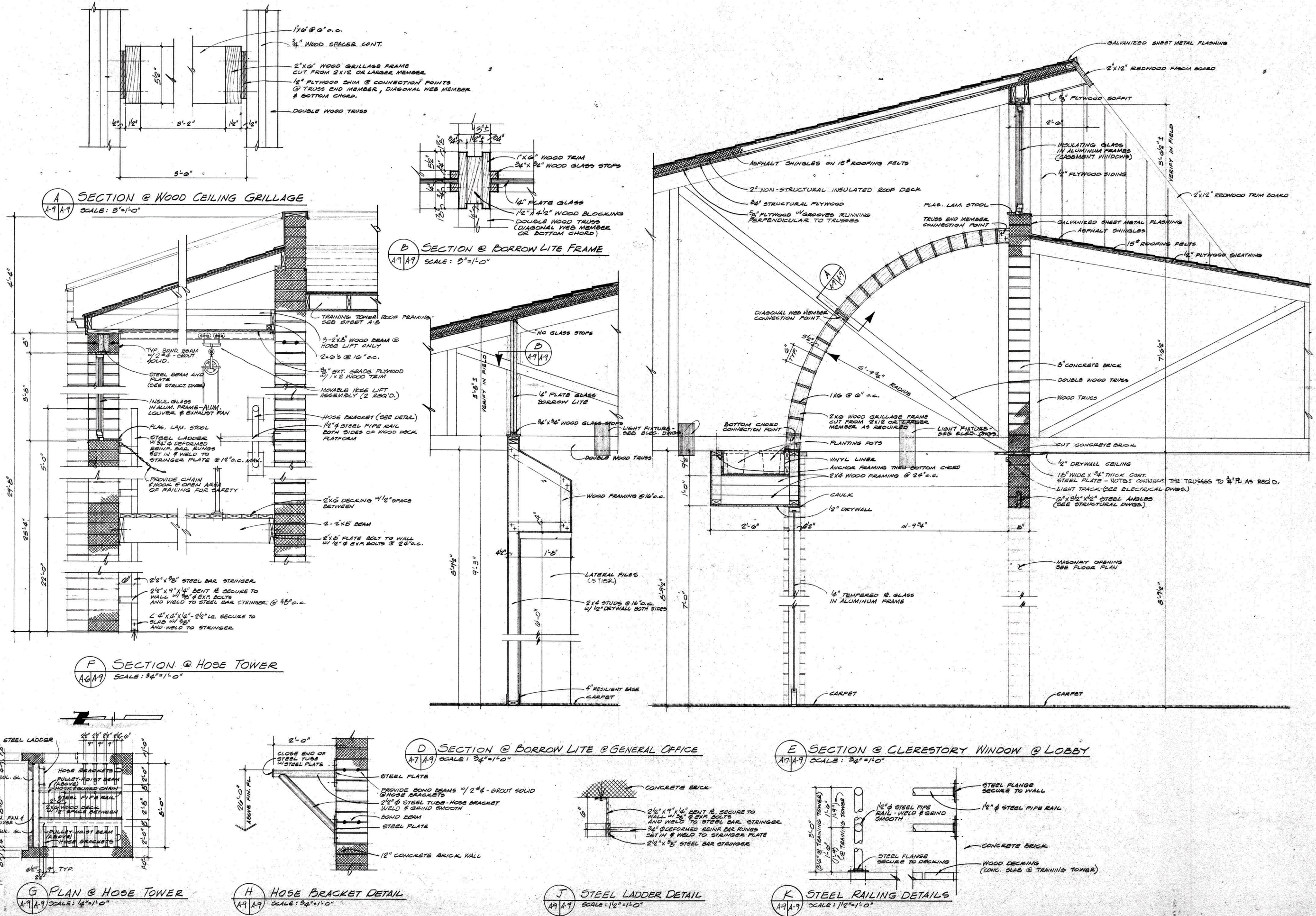
**Hazelwood Fire Station**  
6800 Howdershell Road  
**Hazelwood, Missouri**  
Douglas W. Palmer  
Mayor



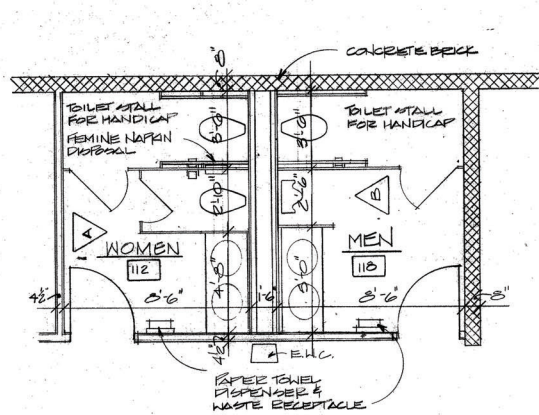
WALL SECTIONS AND  
HOSE TOWER DETAILS

preliminary	revisions
issue	contract
drawn by	D.W.P.

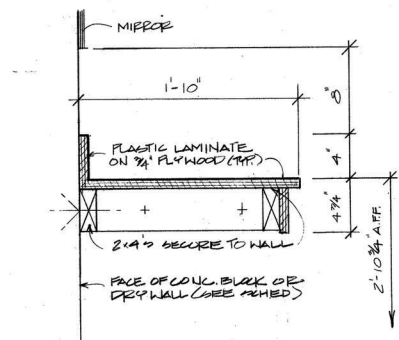
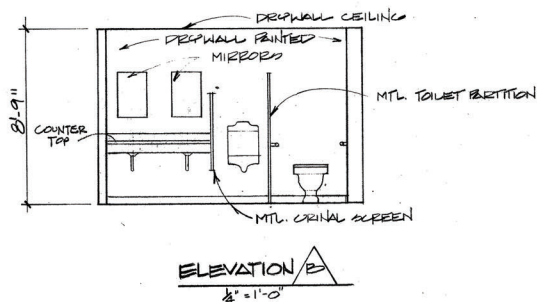
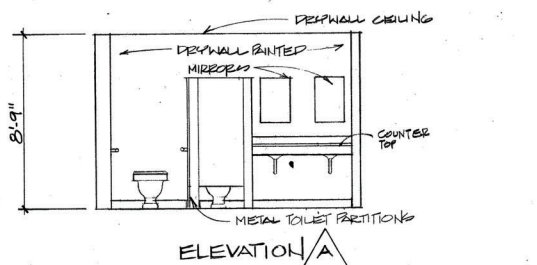
sheet number  
**A-9**  
of 11



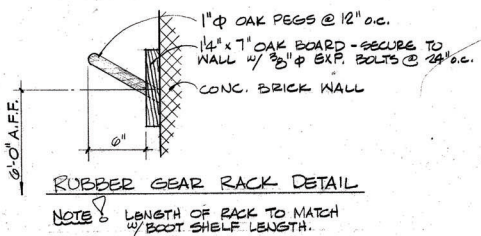




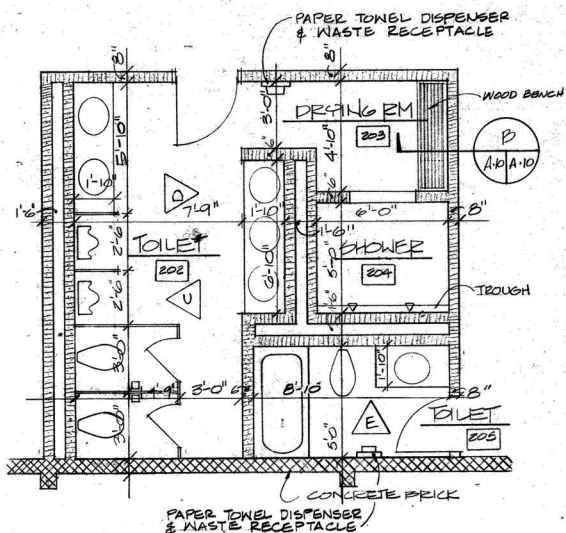
TOILET PLAN  
1/4" = 1'-0"



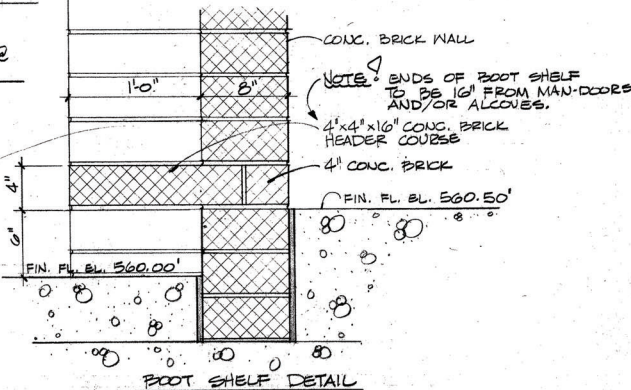
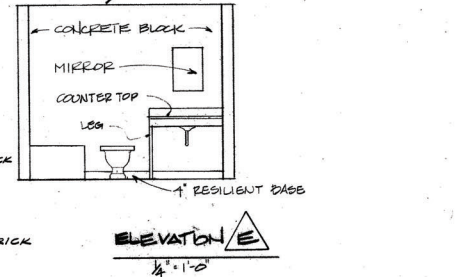
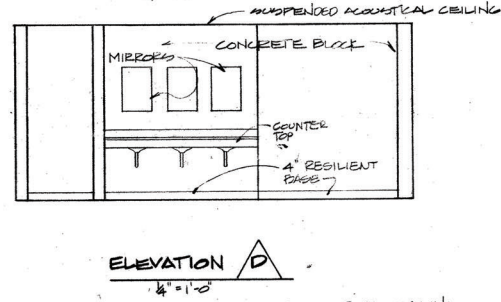
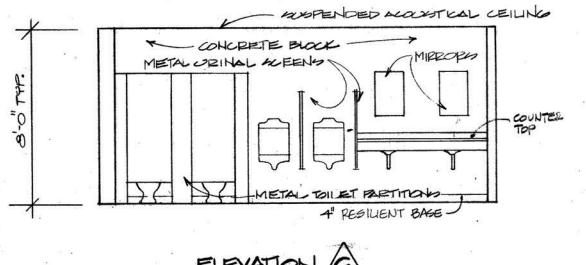
SECTION C  
BOOT SHELF  
1/4" = 1'-0"




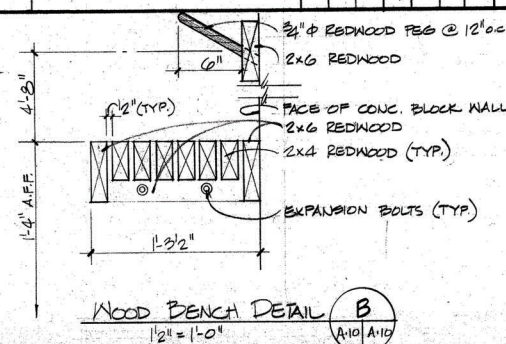
SECTION A  
1/2" = 1'-0"



TOILET PLAN  
1/4" = 1'-0"



ROOM MATERIAL SCHEDULE																																																																																																																																																																																																																																																																																																																																																																																																																																																																																																																																																																																																																																																																																																																																	
NO	ROOM NAME	FLOOR		WALLS		CEILING		REMARKS																																																																																																																																																																																																																																																																																																																																																																																																																																																																																																																																																																																																																																																																																																																									
		VINYL	CARPET	CONCRETE	RUBBER TILE	4" RESILIENT	NONE @ CONC. BRICK WALL		NONE	GLASS	CONCRETE	CONCRETE BRICK	DRYWALL	GLASS	CONCRETE	CONCRETE BRICK	DRYWALL	GLASS	CONCRETE	CONCRETE BRICK	DRYWALL	GLASS	CONCRETE	CONCRETE BRICK	DRYWALL	GLASS	CONCRETE	CONCRETE BRICK	DRYWALL	GLASS	CONCRETE	CONCRETE BRICK	DRYWALL	GLASS	CONCRETE	CONCRETE BRICK	DRYWALL	GLASS	CONCRETE	CONCRETE BRICK	DRYWALL	GLASS	CONCRETE	CONCRETE BRICK	DRYWALL	GLASS	CONCRETE	CONCRETE BRICK	DRYWALL	GLASS	CONCRETE	CONCRETE BRICK	DRYWALL	GLASS	CONCRETE	CONCRETE BRICK	DRYWALL	GLASS	CONCRETE	CONCRETE BRICK	DRYWALL	GLASS	CONCRETE	CONCRETE BRICK	DRYWALL	GLASS	CONCRETE	CONCRETE BRICK	DRYWALL	GLASS	CONCRETE	CONCRETE BRICK	DRYWALL	GLASS	CONCRETE	CONCRETE BRICK	DRYWALL	GLASS	CONCRETE	CONCRETE BRICK	DRYWALL	GLASS	CONCRETE	CONCRETE BRICK	DRYWALL	GLASS	CONCRETE	CONCRETE BRICK	DRYWALL	GLASS	CONCRETE	CONCRETE BRICK	DRYWALL	GLASS	CONCRETE	CONCRETE BRICK	DRYWALL	GLASS	CONCRETE	CONCRETE BRICK	DRYWALL	GLASS	CONCRETE	CONCRETE BRICK	DRYWALL	GLASS	CONCRETE	CONCRETE BRICK	DRYWALL	GLASS	CONCRETE	CONCRETE BRICK	DRYWALL	GLASS	CONCRETE	CONCRETE BRICK	DRYWALL	GLASS	CONCRETE	CONCRETE BRICK	DRYWALL	GLASS	CONCRETE	CONCRETE BRICK	DRYWALL	GLASS	CONCRETE	CONCRETE BRICK	DRYWALL	GLASS	CONCRETE	CONCRETE BRICK	DRYWALL	GLASS	CONCRETE	CONCRETE BRICK	DRYWALL	GLASS	CONCRETE	CONCRETE BRICK	DRYWALL	GLASS	CONCRETE	CONCRETE BRICK	DRYWALL	GLASS	CONCRETE	CONCRETE BRICK	DRYWALL	GLASS	CONCRETE	CONCRETE BRICK	DRYWALL	GLASS	CONCRETE	CONCRETE BRICK	DRYWALL	GLASS	CONCRETE	CONCRETE BRICK	DRYWALL	GLASS	CONCRETE	CONCRETE BRICK	DRYWALL	GLASS	CONCRETE	CONCRETE BRICK	DRYWALL	GLASS	CONCRETE	CONCRETE BRICK	DRYWALL	GLASS	CONCRETE	CONCRETE BRICK	DRYWALL	GLASS	CONCRETE	CONCRETE BRICK	DRYWALL	GLASS	CONCRETE	CONCRETE BRICK	DRYWALL	GLASS	CONCRETE	CONCRETE BRICK	DRYWALL	GLASS	CONCRETE	CONCRETE BRICK	DRYWALL	GLASS	CONCRETE	CONCRETE BRICK	DRYWALL	GLASS	CONCRETE	CONCRETE BRICK	DRYWALL	GLASS	CONCRETE	CONCRETE BRICK	DRYWALL	GLASS	CONCRETE	CONCRETE BRICK	DRYWALL	GLASS	CONCRETE	CONCRETE BRICK	DRYWALL	GLASS	CONCRETE	CONCRETE BRICK	DRYWALL	GLASS	CONCRETE	CONCRETE BRICK	DRYWALL	GLASS	CONCRETE	CONCRETE BRICK	DRYWALL	GLASS	CONCRETE	CONCRETE BRICK	DRYWALL	GLASS	CONCRETE	CONCRETE BRICK	DRYWALL	GLASS	CONCRETE	CONCRETE BRICK	DRYWALL	GLASS	CONCRETE	CONCRETE BRICK	DRYWALL	GLASS	CONCRETE	CONCRETE BRICK	DRYWALL	GLASS	CONCRETE	CONCRETE BRICK	DRYWALL	GLASS	CONCRETE	CONCRETE BRICK	DRYWALL	GLASS	CONCRETE	CONCRETE BRICK	DRYWALL	GLASS	CONCRETE	CONCRETE BRICK	DRYWALL	GLASS	CONCRETE	CONCRETE BRICK	DRYWALL	GLASS	CONCRETE	CONCRETE BRICK	DRYWALL	GLASS	CONCRETE	CONCRETE BRICK	DRYWALL	GLASS	CONCRETE	CONCRETE BRICK	DRYWALL	GLASS	CONCRETE	CONCRETE BRICK	DRYWALL	GLASS	CONCRETE	CONCRETE BRICK	DRYWALL	GLASS	CONCRETE	CONCRETE BRICK	DRYWALL	GLASS	CONCRETE	CONCRETE BRICK	DRYWALL	GLASS	CONCRETE	CONCRETE BRICK	DRYWALL	GLASS	CONCRETE	CONCRETE BRICK	DRYWALL	GLASS	CONCRETE	CONCRETE BRICK	DRYWALL	GLASS	CONCRETE	CONCRETE BRICK	DRYWALL	GLASS	CONCRETE	CONCRETE BRICK	DRYWALL	GLASS	CONCRETE	CONCRETE BRICK	DRYWALL	GLASS	CONCRETE	CONCRETE BRICK	DRYWALL	GLASS	CONCRETE	CONCRETE BRICK	DRYWALL	GLASS	CONCRETE	CONCRETE BRICK	DRYWALL	GLASS	CONCRETE	CONCRETE BRICK	DRYWALL	GLASS	CONCRETE	CONCRETE BRICK	DRYWALL	GLASS	CONCRETE	CONCRETE BRICK	DRYWALL	GLASS	CONCRETE	CONCRETE BRICK	DRYWALL	GLASS	CONCRETE	CONCRETE BRICK	DRYWALL	GLASS	CONCRETE	CONCRETE BRICK	DRYWALL	GLASS	CONCRETE	CONCRETE BRICK	DRYWALL	GLASS	CONCRETE	CONCRETE BRICK	DRYWALL	GLASS	CONCRETE	CONCRETE BRICK	DRYWALL	GLASS	CONCRETE	CONCRETE BRICK	DRYWALL	GLASS	CONCRETE	CONCRETE BRICK	DRYWALL	GLASS	CONCRETE	CONCRETE BRICK	DRYWALL	GLASS	CONCRETE	CONCRETE BRICK	DRYWALL	GLASS	CONCRETE	CONCRETE BRICK	DRYWALL	GLASS	CONCRETE	CONCRETE BRICK	DRYWALL	GLASS	CONCRETE	CONCRETE BRICK	DRYWALL	GLASS	CONCRETE	CONCRETE BRICK	DRYWALL	GLASS	CONCRETE	CONCRETE BRICK	DRYWALL	GLASS	CONCRETE	CONCRETE BRICK	DRYWALL	GLASS	CONCRETE	CONCRETE BRICK	DRYWALL	GLASS	CONCRETE	CONCRETE BRICK	DRYWALL	GLASS	CONCRETE	CONCRETE BRICK	DRYWALL	GLASS	CONCRETE	CONCRETE BRICK	DRYWALL	GLASS	CONCRETE	CONCRETE BRICK	DRYWALL	GLASS	CONCRETE	CONCRETE BRICK	DRYWALL	GLASS	CONCRETE	CONCRETE BRICK	DRYWALL	GLASS	CONCRETE	CONCRETE BRICK	DRYWALL	GLASS	CONCRETE	CONCRETE BRICK	DRYWALL	GLASS	CONCRETE	CONCRETE BRICK	DRYWALL	GLASS	CONCRETE	CONCRETE BRICK	DRYWALL	GLASS	CONCRETE	CONCRETE BRICK	DRYWALL	GLASS	CONCRETE	CONCRETE BRICK	DRYWALL	GLASS	CONCRETE	CONCRETE BRICK	DRYWALL	GLASS	CONCRETE	CONCRETE BRICK	DRYWALL	GLASS	CONCRETE	CONCRETE BRICK	DRYWALL	GLASS	CONCRETE	CONCRETE BRICK	DRYWALL	GLASS	CONCRETE	CONCRETE BRICK	DRYWALL	GLASS	CONCRETE	CONCRETE BRICK	DRYWALL	GLASS	CONCRETE	CONCRETE BRICK	DRYWALL	GLASS	CONCRETE	CONCRETE BRICK	DRYWALL	GLASS	CONCRETE	CONCRETE BRICK	DRYWALL	GLASS	CONCRETE	CONCRETE BRICK	DRYWALL	GLASS	CONCRETE	CONCRETE BRICK	DRYWALL	GLASS	CONCRETE	CONCRETE BRICK	DRYWALL	GLASS	CONCRETE	CONCRETE BRICK	DRYWALL	GLASS	CONCRETE	CONCRETE BRICK	DRYWALL	GLASS	CONCRETE	CONCRETE BRICK	DRYWALL	GLASS	CONCRETE	CONCRETE BRICK	DRYWALL	GLASS	CONCRETE	CONCRETE BRICK	DRYWALL	GLASS	CONCRETE	CONCRETE BRICK	DRYWALL	GLASS	CONCRETE	CONCRETE BRICK	DRYWALL	GLASS	CONCRETE	CONCRETE BRICK	DRYWALL	GLASS	CONCRETE	CONCRETE BRICK	DRYWALL	GLASS	CONCRETE	CONCRETE BRICK	DRYWALL	GLASS	CONCRETE	CONCRETE BRICK	DRYWALL	GLASS	CONCRETE	CONCRETE BRICK	DRYWALL	GLASS	CONCRETE	CONCRETE BRICK	DRYWALL	GLASS	CONCRETE	CONCRETE BRICK	DRYWALL	GLASS	CONCRETE	CONCRETE BRICK	DRYWALL	GLASS	CONCRETE	CONCRETE BRICK	DRYWALL	GLASS	CONCRETE	CONCRETE BRICK	DRYWALL	GLASS	CONCRETE	CONCRETE BRICK	DRYWALL	GLASS	CONCRETE	CONCRETE BRICK	DRYWALL	GLASS	CONCRETE	CONCRETE BRICK	DRYWALL	GLASS	CONCRETE	CONCRETE BRICK	DRYWALL	GLASS	CONCRETE	CONCRETE BRICK	DRYWALL	GLASS	CONCRETE	CONCRETE BRICK	DRYWALL	GLASS	CONCRETE	CONCRETE BRICK	DRYWALL	GLASS	CONCRETE	CONCRETE BRICK	DRYWALL	GLASS	CONCRETE	CONCRETE BRICK	DRYWALL	GLASS	CONCRETE	CONCRETE BRICK	DRYWALL	GLASS	CONCRETE	CONCRETE BRICK	DRYWALL	GLASS	CONCRETE	CONCRETE BRICK	DRYWALL	GLASS	CONCRETE	CONCRETE BRICK	DRYWALL	GLASS	CONCRETE	CONCRETE BRICK	DRYWALL	GLASS	CONCRETE	CONCRETE BRICK	DRYWALL	GLASS	CONCRETE	CONCRETE BRICK	DRYWALL	GLASS	CONCRETE	CONCRETE BRICK	DRYWALL	GLASS	CONCRETE	CONCRETE BRICK	DRYWALL	GLASS	CONCRETE	CONCRETE BRICK	DRYWALL	GLASS	CONCRETE	CONCRETE BRICK	DRYWALL	GLASS	CONCRETE	CONCRETE BRICK	DRYWALL	GLASS	CONCRETE	CONCRETE BRICK	DRYWALL	GLASS	CONCRETE	CONCRETE BRICK	DRYWALL	GLASS	CONCRETE	CONCRETE BRICK	DRYWALL	GLASS	CONCRETE	CONCRETE BRICK	DRYWALL	GLASS	CONCRETE	CONCRETE BRICK	DRYWALL	GLASS	CONCRETE	CONCRETE BRICK	DRYWALL	GLASS	CONCRETE	CONCRETE BRICK	DRYWALL	GLASS	CONCRETE	CONCRETE BRICK	DRYWALL	GLASS	CONCRETE	CONCRETE BRICK	DRYWALL	GLASS	CONCRETE	CONCRETE BRICK	DRYWALL	GLASS	CONCRETE	CONCRETE BRICK	DRYWALL	GLASS	CONCRETE	CONCRETE BRICK	DRYWALL



WVP Consulting Engineers, Inc.  
Architects - Engineers - Planners  
St. Louis, Mo. 63132 / 994-3050

Ferris & Hamig, Inc.  
Consulting Engineers  
St. Louis, Mo. 63139 / 351-6140

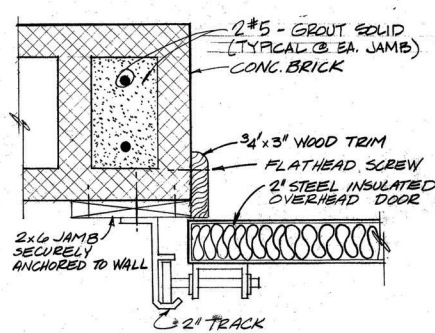
**Hazelwood Fire Station**  
6800 Howdershell Road  
**Hazelwood, Missouri**  
Douglas W. Palmer  
Edwin G. Carlstrom  
City Manager

sheet title  
1" SCALE PLANS, INTERIOR  
ELEVATIONS AND FINISH SCHED.

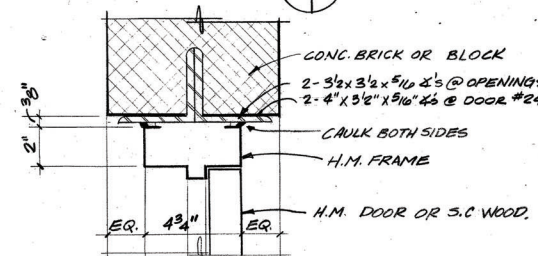
preliminary	revisions	issue	contract	drawn by
				D.B.

sheet number  
**A-10**  
of 11

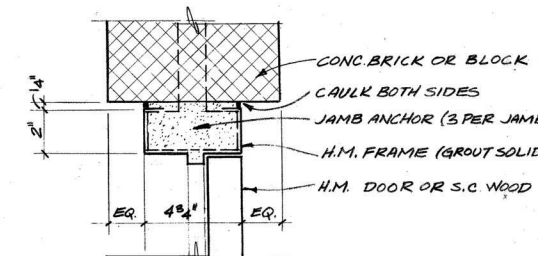




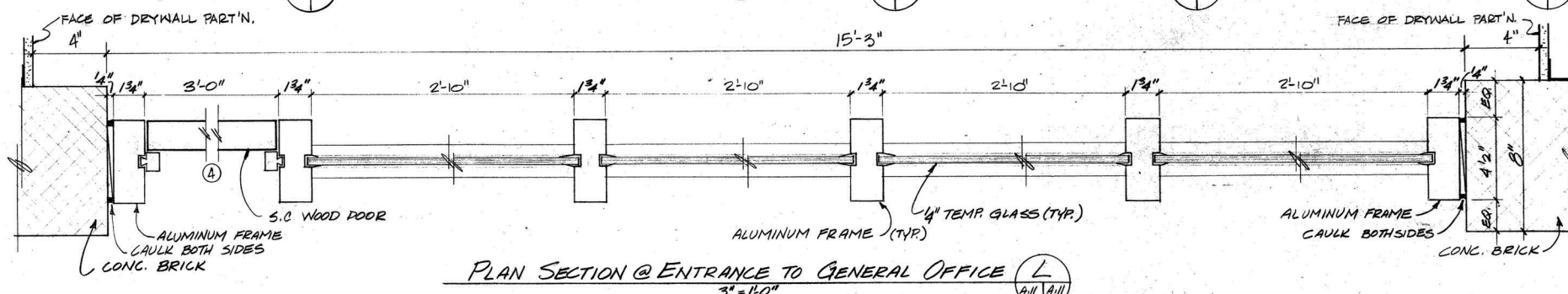
JAMB DETAIL A  
3\"/>



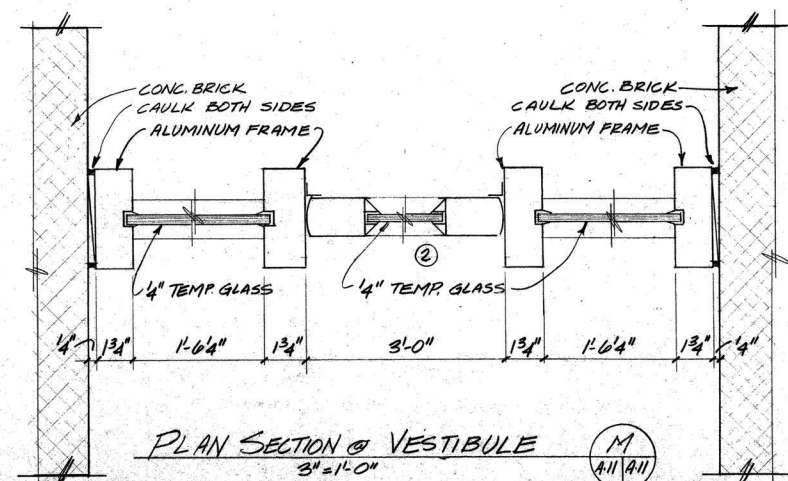
HEAD DETAIL C  
3\"/>



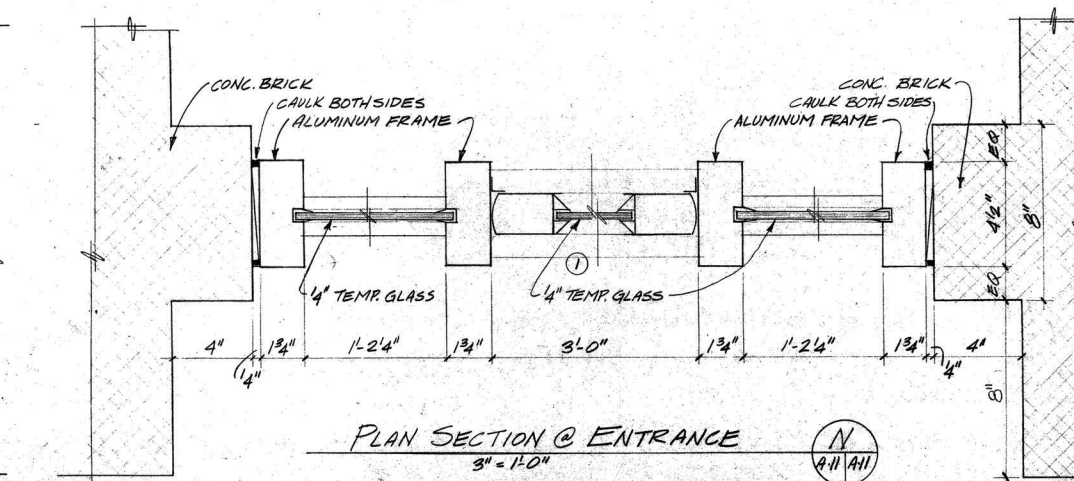
JAMB DETAIL G  
3\"/>



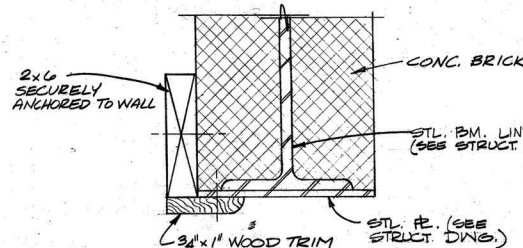
PLAN SECTION @ ENTRANCE TO GENERAL OFFICE L  
3\"/>



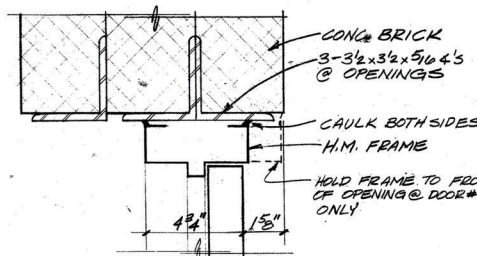
PLAN SECTION @ VESTIBULE M  
3\"/>



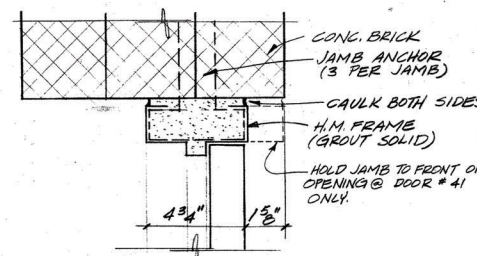
PLAN SECTION @ ENTRANCE N  
3\"/>



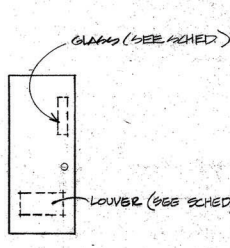
HEAD DETAIL B  
3\"/>



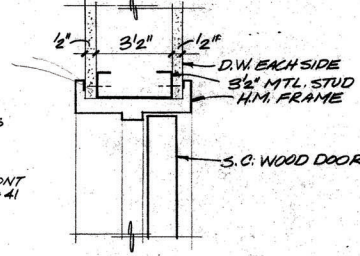
HEAD DETAIL D  
3\"/>



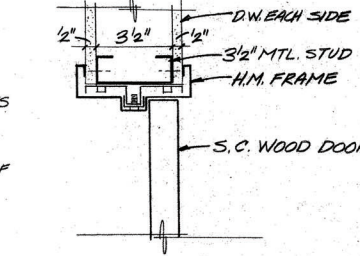
JAMB DETAIL H  
3\"/>




DOOR TYPES



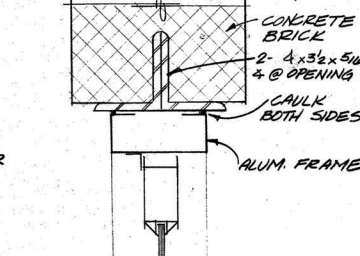
HEAD DETAIL E  
3\"/>



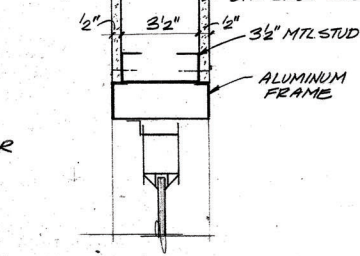
JAMB DETAIL J  
3\"/>



STEEL INSULATED OVERHEAD DOOR



HEAD DETAIL F  
3\"/>



HEAD DETAIL K  
3\"/>

DOOR SCHEDULE														
LEGEND:		TYPES					SIGNAGE LEGEND:							
DOOR TYPES ("B" ONLY)							1 - ADMINISTRATION 2 - OFFICE 3 - CHIEF 4 - CONFERENCE 5 - ASSISTANT CHIEF 6 - OFFICE 7 - WOMEN 8 - MEETING ROOM 9 - STORAGE 10 - MEN 11 - STAIR - AUTHORIZED PERSONNEL 12 - WATCH YOUR STEP							
GLASS SIZE														
● - 7" x 14" WIRE														
○ - 7" x 22" FB.														
○ - SEE DOOR TYPE ELEVATION														
NO	DOOR SIZES	A	B	C	GLASS	ALUMINUM FRAME	HOLLOW METAL FRAME	2" TROCK (HIGH LIFT) FRAME	THRESHOLD	SIGNAGE	HEAD DETAILS	JAMB DETAILS	MEDWARE	REMARKS
1	3'-0" x 7'-2"	●			○	●			●		F	N		
2	3'-0" x 7'-2"	●			○	●					K	M		
3	3'-0" x 7'-2"		●				●				C	G		
4	3'-0" x 6'-10"		●				●			1	K	L		
5	3'-0" x 6'-8"		●				●			2	E	J		
6	3'-0" x 6'-8"		●				●			3	E	J		PROVIDE 12" x 12" LOUVER - BOT. OF DOOR
7	3'-0" x 6'-8"		●		○		●			4	E	J		
8	3'-0" x 6'-8"		●				●				E	J		
9	3'-0" x 6'-8"		●				●				E	J		
10	3'-0" x 6'-8"		●				●			5	E	J		PROVIDE 12" x 12" LOUVER - BOT. OF DOOR
11	3'-0" x 6'-8"		●				●			6	E	J		
12	3'-0" x 7'-2"				○		●				C	G		
13	3'-0" x 6'-8"		●				●				E	J		
14	3'-0" x 6'-8"		●				●				E	J		PROVIDE 12" x 24" LOUVER - BOT. OF DOOR
15	3'-0" x 6'-8"		●				●			7	E	J		
16	3'-0" x 6'-8"		●		○		●			8	E	J		PROVIDE 12" x 24" LOUVER - BOT. OF DOOR
17	3'-0" x 6'-8"		●				●			9	E	J		
18	3'-0" x 6'-8"		●				●			10	E	J		
19	3'-0" x 7'-2"		●		●		●			11	C	G		1/2 HR. 'B' LABEL
20	3'-0" x 6'-8"		●				●				E	J		
21	NOT USED													
22	NOT USED													
23	3'-0" x 7'-2"	○					●		●	12	C	G		3 HR. 'A' LABEL
24	PR. 2'-0" x 7'-2"	○					●		●		C	G		3 HR. 'A' LABEL
25	3'-0" x 7'-2"		●				●				C	G		
26	3'-0" x 7'-2"		●				●				C	G		
27	3'-0" x 7'-2"		●		○		●				C	G		
28	2'-6" x 7'-2"		●				●				C	G		
29	3'-0" x 7'-2"		●				●				C	G		
30	2'-4" x 7'-2"		●				●				C	G		
31	2'-6" x 7'-2"		●				●				C	G		
32	2'-6" x 7'-2"		●				●				C	G		
33	2'-6" x 7'-2"		●				●				C	G		
34	3'-0" x 7'-2"		●		○		●				C	G		
35	PR. 4'-0" x 7'-2"		●				●				C	G		
36	PR. 4'-0" x 7'-2"		●				●				C	G		
37	PR. 4'-0" x 7'-2"		●				●				C	G		
38	3'-0" x 7'-2"	○					●		●	12	C	G		3 HR. 'A' LABEL
39	3'-0" x 7'-2"		●		●		●				C	G		1/2 HR. 'B' LABEL
40	3'-0" x 7'-2"	○			●		●		●		C	G		
41	3'-0" x 7'-2"	○					●				D	H		SEE NOTE ON DETAILS
42	3'-0" x 7'-2"	○					●		●		D	H		
43	3'-0" x 7'-2"	○			○		●		●	G/A,7	H			WITH 36" x 48" LOUVER @ HEAD
44	12'-0" x 12'-0"		●		○		●			B	A			MOTOR OPERATION
45	12'-0" x 12'-0"		●		○		●			B	A			MOTOR OPERATION
46	12'-0" x 12'-0"		●		○		●			B	A			MOTOR OPERATION
47	3'-0" x 7'-2"	○			○		●		●		D	H		
48	12'-0" x 12'-0"		●		○		●			B	A			MOTOR OPERATION
49	12'-0" x 12'-0"		●		○		●			B	A			MOTOR OPERATION
50	12'-0" x 12'-0"		●		○		●			B	A			MOTOR OPERATION
51	3'-0" x 7'-2"	○			○		●		●	G/A,7	H			WITH 36" x 48" LOUVER @ HEAD
52	NOT USED													
53	NOT USED													
54	NOT USED													



WVP Consulting Engineers, Inc.  
Architects - Engineers - Planners  
St. Louis, Mo. 63132 / 994-3050

Ferris & Hanig, Inc.  
Consulting Engineers  
St. Louis, Mo. 63139 / 351-6140

**Hazelwood Fire Station**  
6800 Howdershell Road  
**Hazelwood, Missouri**

Douglas W. Palmer  
City Manager

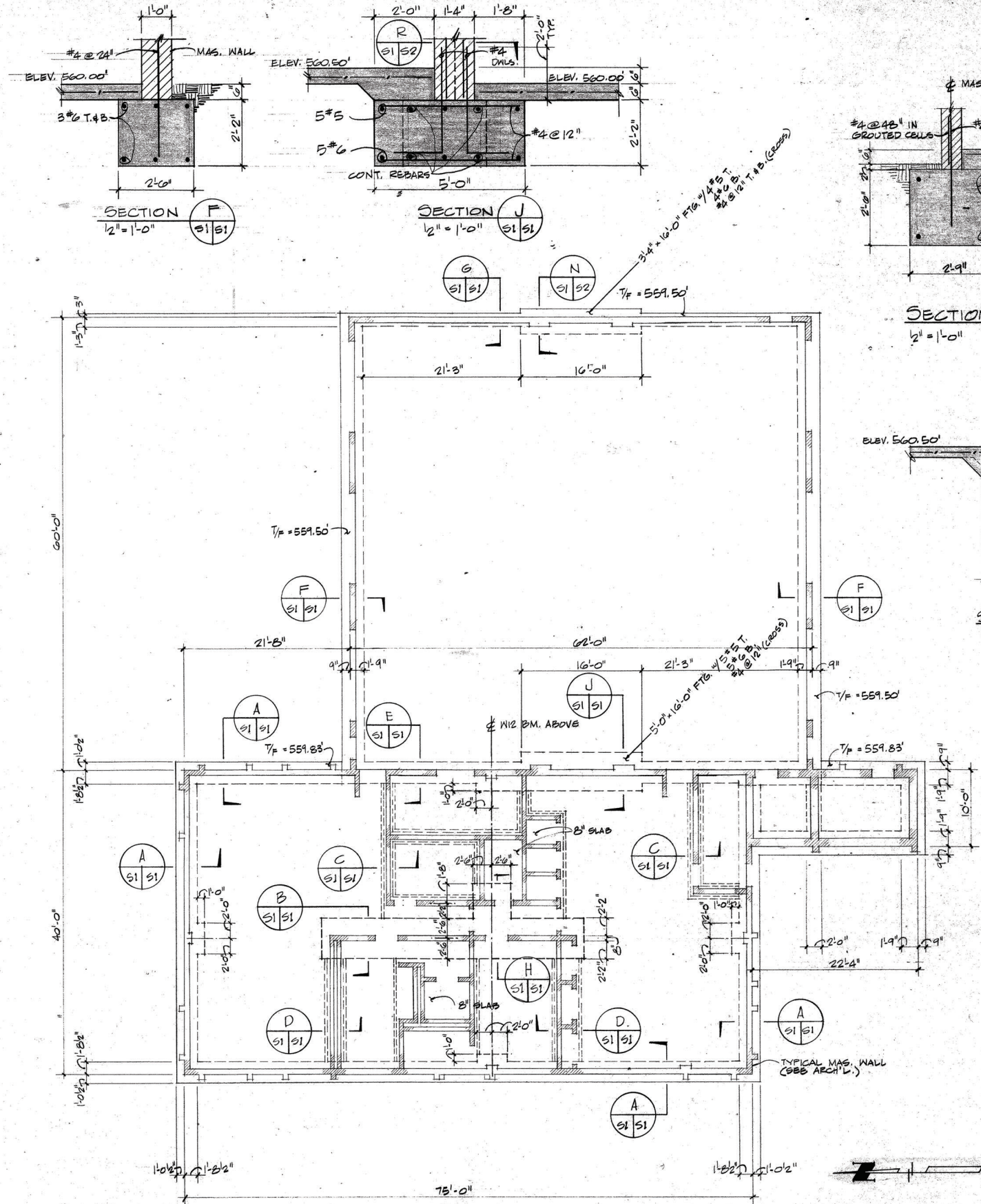


Door Schedule  
AND DETAILS

preliminary	issue	contract	drawn by

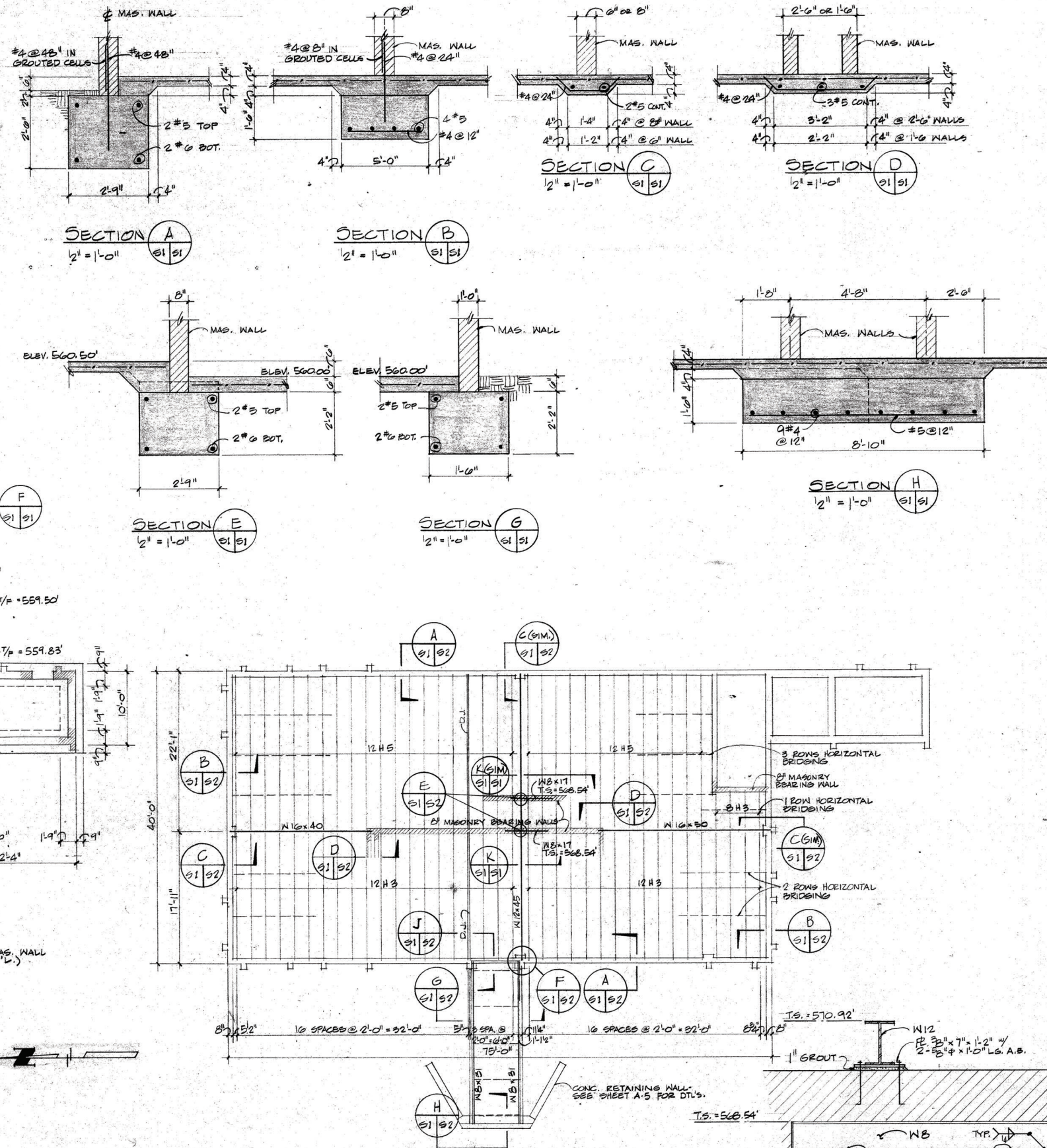
sheet number  
**A-11**  
of 11





FOUNDATION PLAN  
1/2" = 1'-0"

- NOTES:
1. FINISH FLOOR ELEVATION = 560.50
  2. APPARATUS ROOM FINISH FLOOR ELEV. 560.00
  3. FLOOR CONSTRUCTION:
    - a. CONCRETE SLAB 4" 6x6 - W14xW14 W.W.F.
    - b. CONCRETE SLAB 4" 6x6 - W14xW14 W.W.F. (APPARATUS ROOM)
    - c. GRANULAR FILL (TYPICAL)
  4. TOP OF FOOTING 159.83 UNLESS OTHERWISE NOTED.
  5. T/F DENOTES TOP OF FOOTING ELEVATION.



UPPER LEVEL FRAMING PLAN  
1/2" = 1'-0"

- NOTES:
1. FINISH FLOOR ELEVATION = 571.17
  2. FLOOR CONSTRUCTION:
    - a. CONCRETE 4" 6x6 - W14xW14 W.W.F.
    - b. GALV. CORRUGATED SLABFORM
    - c. 8" O.D. IN 8" T. - 2.00 IN
    - d. DECK - 2" WIDE - 1/2" HIGH
  3. D.J. DENOTES DOUBLE JOISTS.



WVP Consulting Engineers, Inc.  
Architects / Engineers / Planners  
St. Louis, Mo. 63132 / 994-3050

Ferris & Hamig, Inc.  
Consulting Engineers  
St. Louis, Mo. 63139 / 351-6140

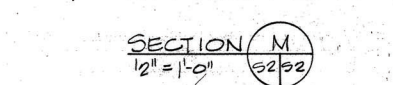
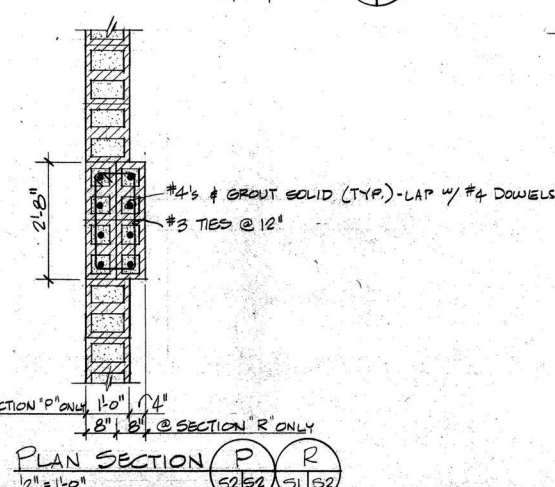
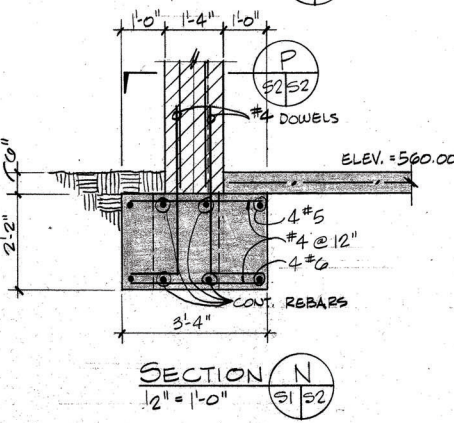
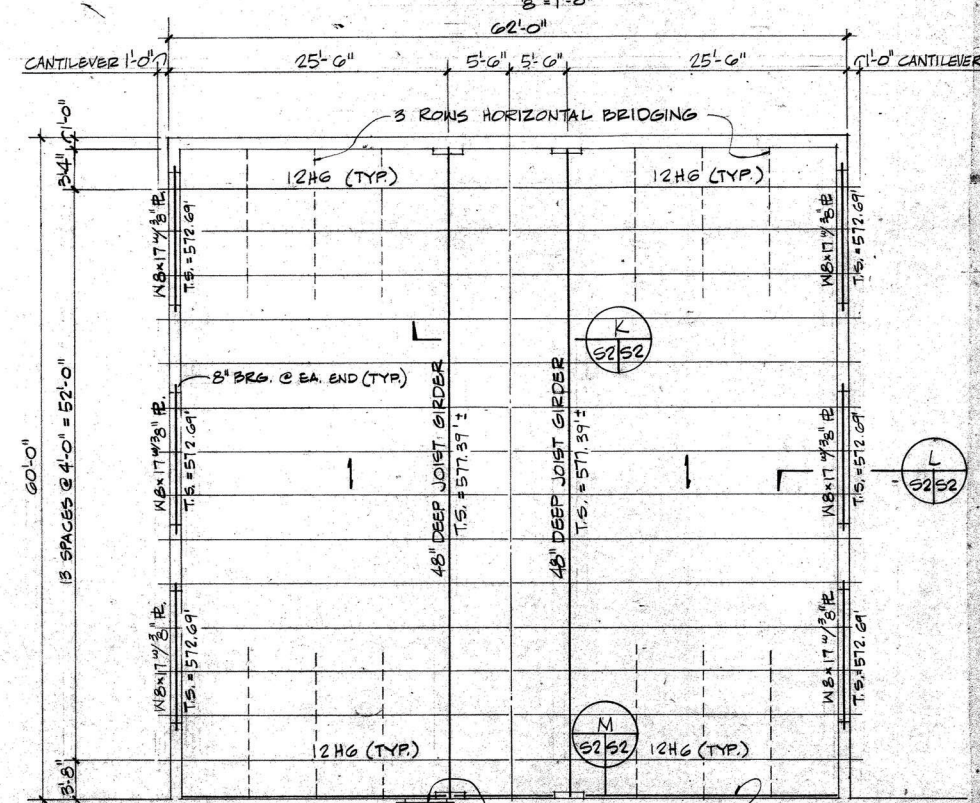
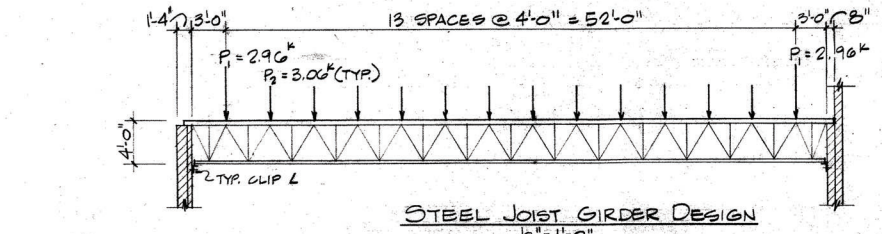
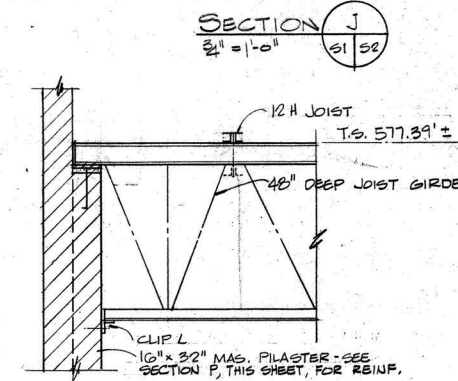
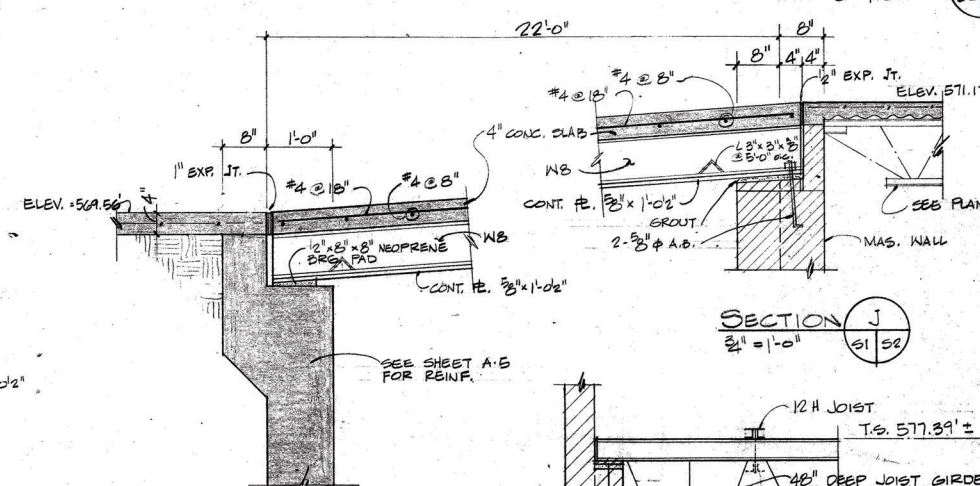
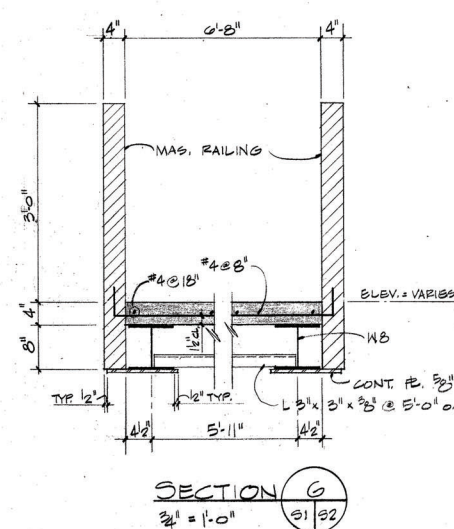
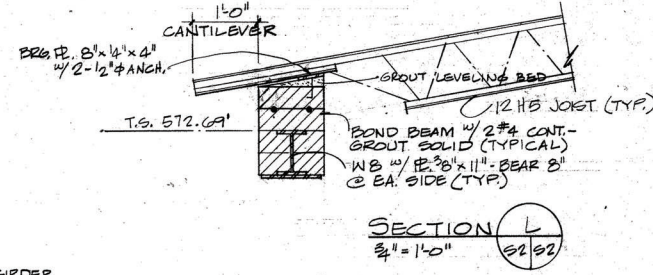
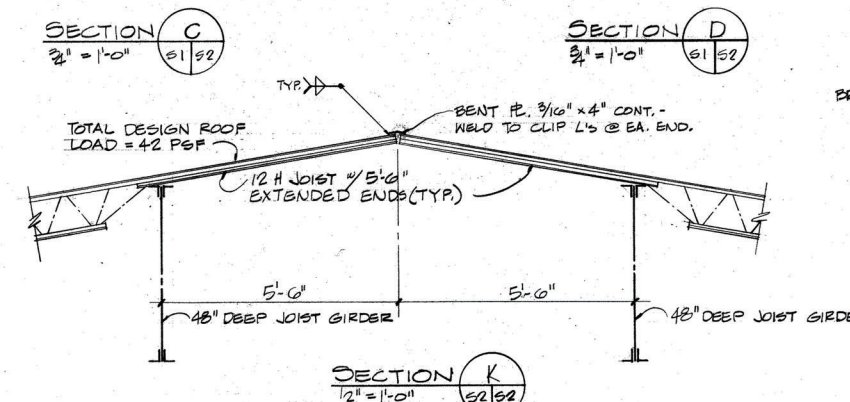
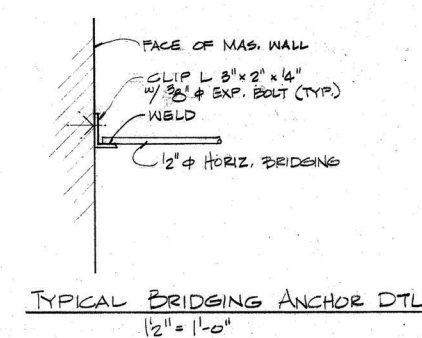
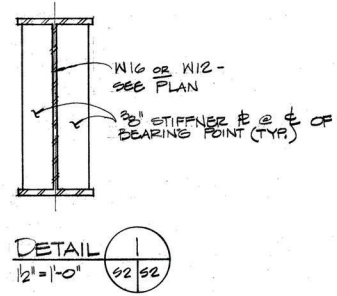
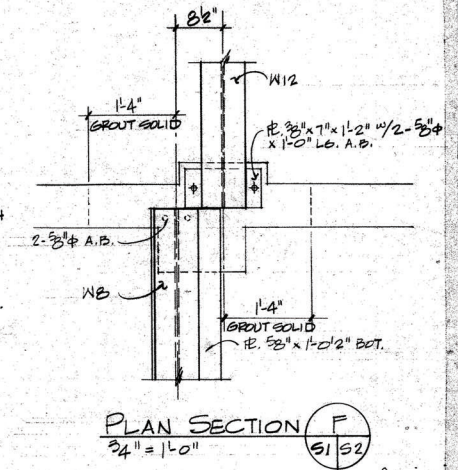
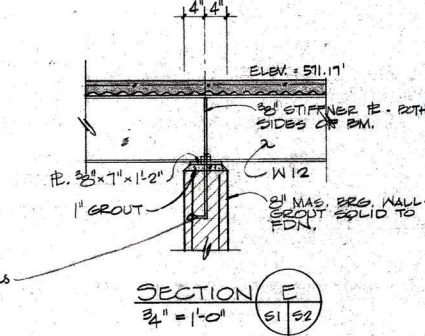
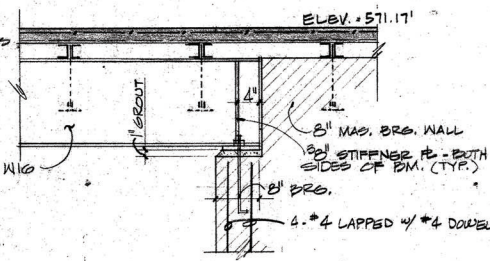
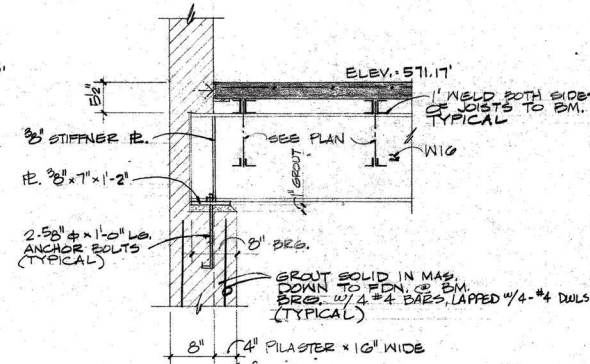
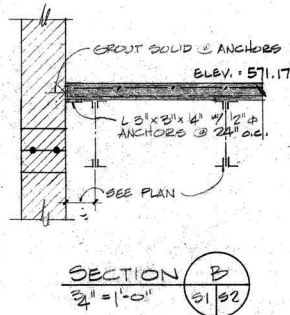
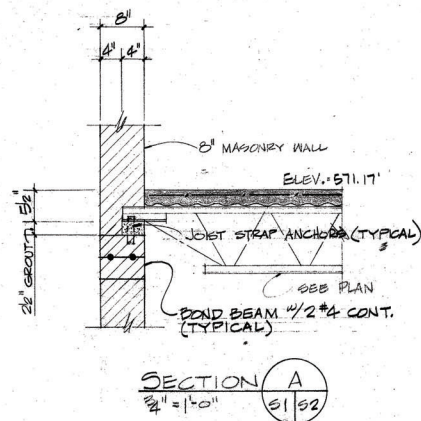
**Hazelwood Fire Station**  
6800 Howdershell Road  
**Hazelwood, Missouri**  
Edwin G. Carlstrom  
City Manager

Sheet title  
FOUNDATION PLAN, UPPER LEVEL  
FRAMING PLAN & DETAILS


Revisions	Issue	Contract	Drawn by
1			
2			
3			

sheet number  
**5-1**  
of 2





NOTE: SEE ARCH. DINGS FOR ROOF DECK MAT'L.



WVP Consulting Engineers, Inc.  
Architects - Engineers - Planners  
St. Louis, Mo. 63132 / 994-8050

Ferris & Hamig, Inc.  
Consulting Engineers  
St. Louis, Mo. 63139 / 351-6140

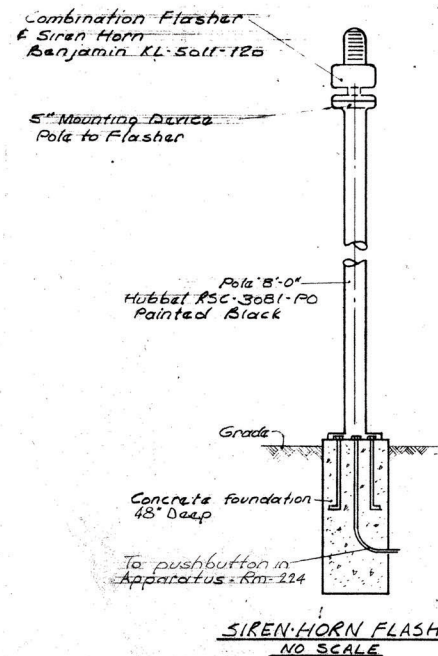
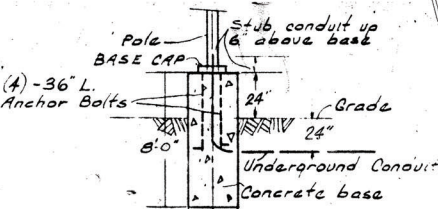
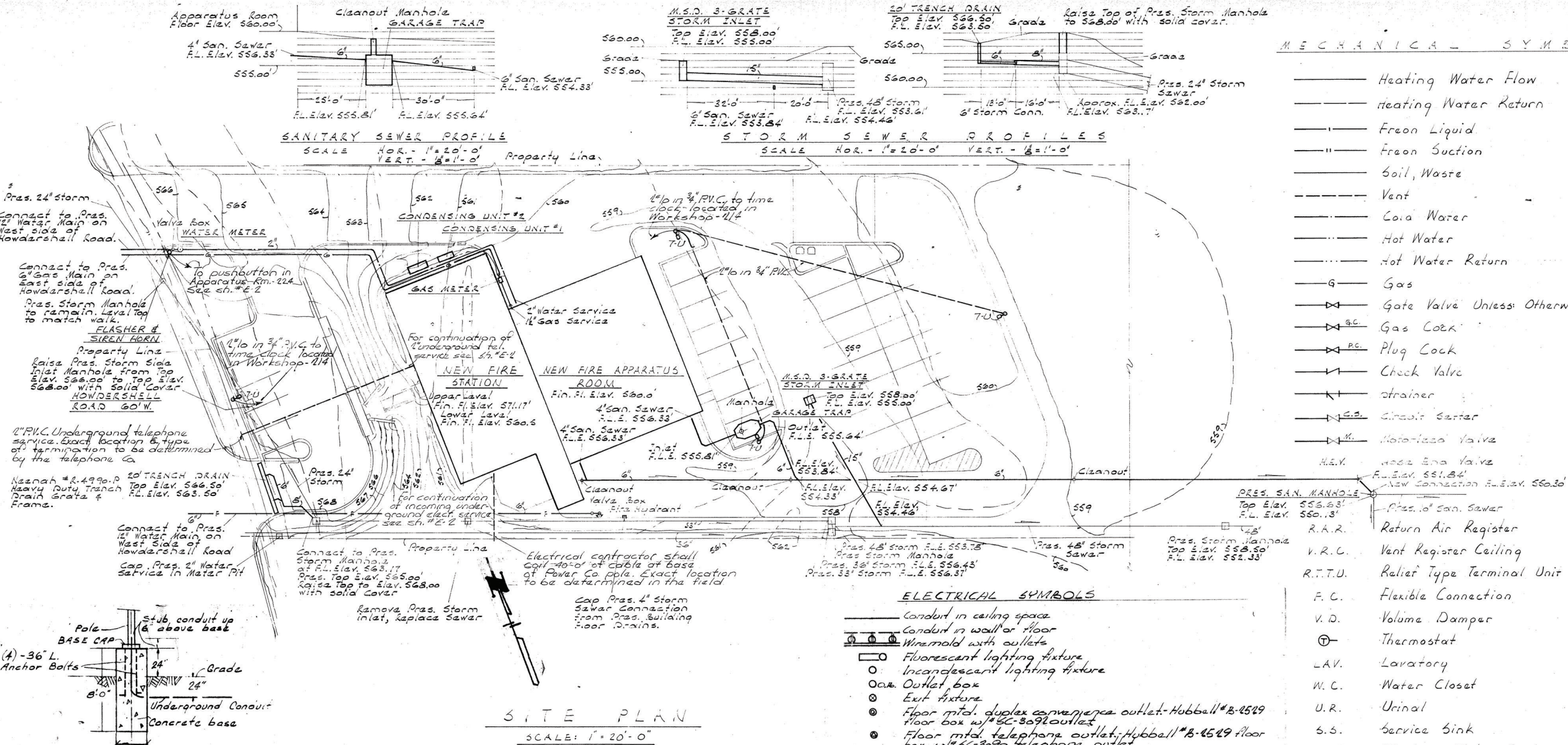
**Hazelwood Fire Station**  
6800 Howdershell Road  
**Hazelwood, Missouri**  
Douglas W. Palmer  
City Manager

sheet title  
**APPARATUS ROOM ROOF FRAMING PLAN & DETAILS**

preliminary	revisions
issue	contract
drawn by	

sheet number  
**3-2**  
of 2





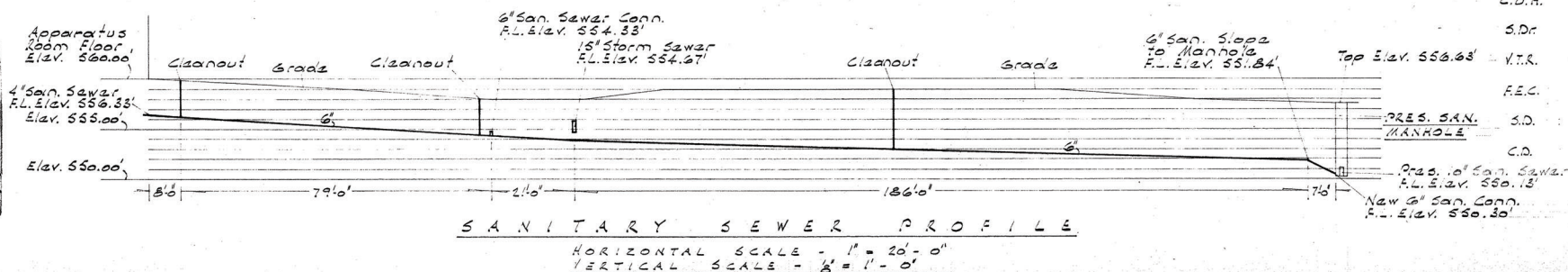
#### ELECTRICAL DRAWINGS

- ME-1 SITE PLAN
- E-2 FLOOR PLAN-UPPER & LOWER LEVEL POWER & SPECIAL SYSTEMS
- E-3 FLOOR PLAN-UPPER & LOWER LEVEL LIGHTING
- E-4 DETAILS AND SCHEDULES

#### MECHANICAL DRAWINGS

- ME-1 SITE PLAN
- M-2 FOUNDATION PLAN
- M-3 FLOOR PLAN-UPPER & LOWER LEVEL

EXH. FAN NO	GREENHECK MODEL NO	STATIC PRESSURE	FAN C.F.M.	ELECTRICAL DATA	MOTOR H.P.
#1	CSP-50	4"	300	110/1/60	1/2
#2	CSP-27	4"	200	110/1/60	1/2
#3	GB-24	3"	5000	208/3/60	3/4
#4	GB-24	3"	5000	208/3/60	3/4
#5	SPM-24	3"	5000	110/1/60	1/2
#6	CBE-10	3"	500	110/1/60	1/4
#7	CSP-60	3"	600	110/1/60	1/2



#### MECHANICAL SYMBOLS

- Heating Water Flow
- Heating Water Return
- Freon Liquid
- Freon Suction
- Boil, Waste
- Vent
- Cold Water
- Hot Water
- Hot Water Return
- Gas
- Gate Valve Unless Otherwise Noted
- Gas Cock
- Plug Cock
- Check Valve
- Strainer
- Circuit Breaker
- Motor-Operated Valve
- Hand Operated Valve
- New Connection
- Return Air Register
- Vent Register Ceiling
- Relief Type Terminal Unit
- Flexible Connection
- Volume Damper
- Thermostat
- Lavatory
- Water Closet
- Urinal
- Service Sink
- Electric Water Cooler
- Hose Cock
- Floor Drain
- Double Hub Running Trap
- Trapped Waste
- Flow Line Elevation
- Cleanout
- Fresh Air
- Return Air
- Supply Air
- Toilet Exhaust
- Gangable Elbows
- Door Grille
- Air Conditioning Unit
- Exhaust Fan
- Return Air Transfer Grille
- Cabinet Unit Heater
- Shower Drain
- Vent Thru Roof
- Fire Extinguisher Cabinet
- Supply Diffuser
- Ceiling Diffuser

#### ELECTRICAL SYMBOLS

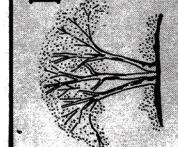
- Conduit in ceiling space
- Conduit in wall or floor
- Wiring method with outlets
- Fluorescent lighting fixture
- Incandescent lighting fixture
- Outlet box
- Exit fixture
- Floor mtd. duplex convenience outlet-Hubbell #B-4529
- Floor box w/SC-3090 outlet
- Floor mtd. telephone outlet-Hubbell #B-4529
- Floor box w/SC-3090 telephone outlet
- Motor
- Bracket fixture
- Clock outlet-Mt. 12" below ceiling-Sierra cat. #2123
- Duplex convenience outlet-Mt. 12" A.F. unless otherwise noted-Sierra cat. #1450 w/SC cover plate
- Weatherproof duplex convenience outlet-Mt. 12" A.F. Sierra cat. #WV-2
- Duplex ground fault interrupter-Lavinton cat. #6398-I
- Range outlet-50A-Sierra cat. #2552 with stainless steel cover plate
- Telephone outlet-Mt. 12" A.F.
- Motor controller
- Disconnect switch
- Single pole switch-Mt. 54" A.F. Sierra cat. #5021 w/SC cover plate
- Three-way switch-Mt. 54" A.F. Sierra cat. #5023 w/SC cover plate
- Push-button switch-Mt. 54" A.F. Edwards cat. #671W with stainless steel cover plate
- Circuit number-Fixture type-Switch designation
- Lighting panel-12"
- Telephone board
- Electric water cooler
- Above floor
- Home run to panel. Number of arrowheads denotes number of circuits in conduit

NOTE: For special systems symbols see sheet #E-4



WVP Consulting Engineers, Inc.  
Architects - Engineers - Planners  
St. Louis, Mo. 63132/994-3050

**Hazelwood Fire Station**  
6800 Howdershell Road  
**Hazelwood, Missouri**  
Douglas W. Palmer  
Mayor



Ferris & Hamig, Inc.  
Consulting Engineers  
St. Louis, Mo. 63139/351-6140

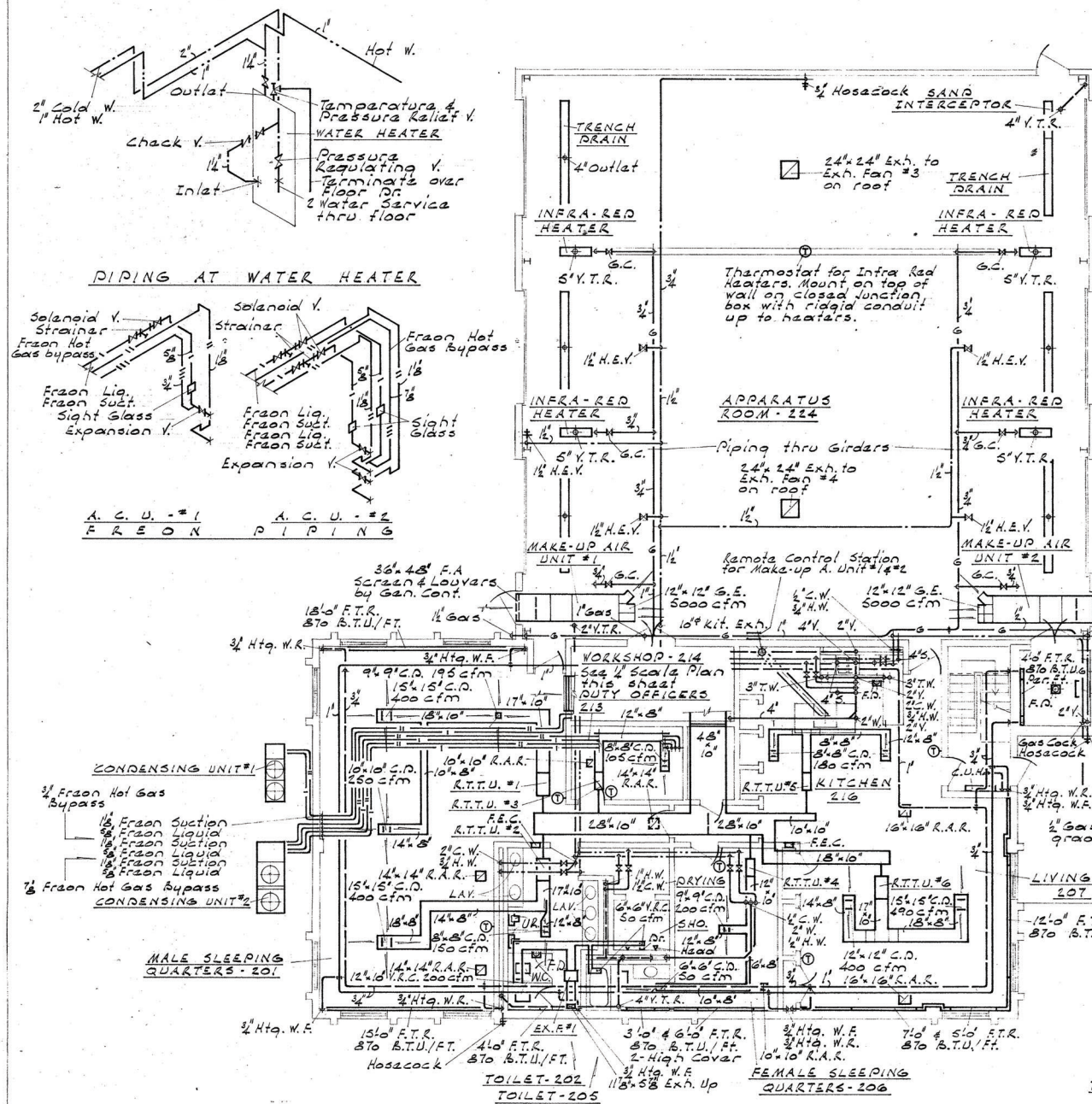
sheet title	preliminary	revisions	issue	contract	drawn by
SITE PLAN					

sheet number  
**ME-1**  
of 2

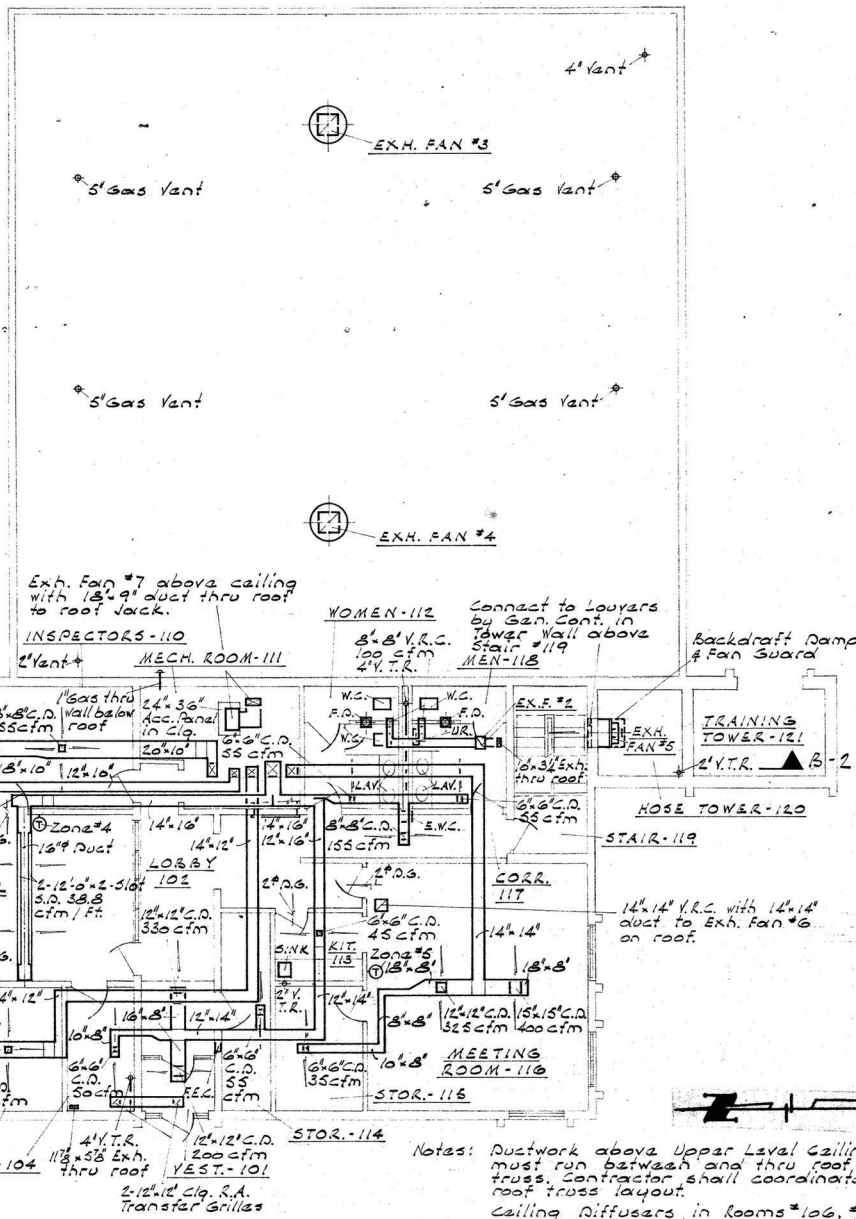
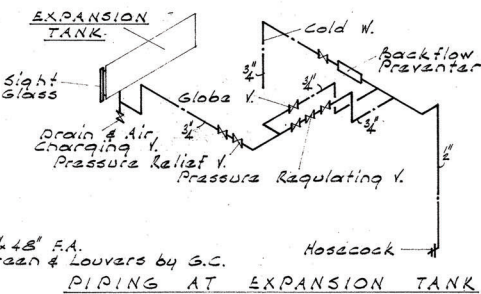
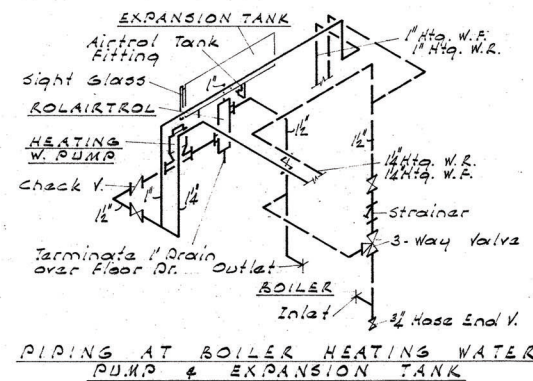




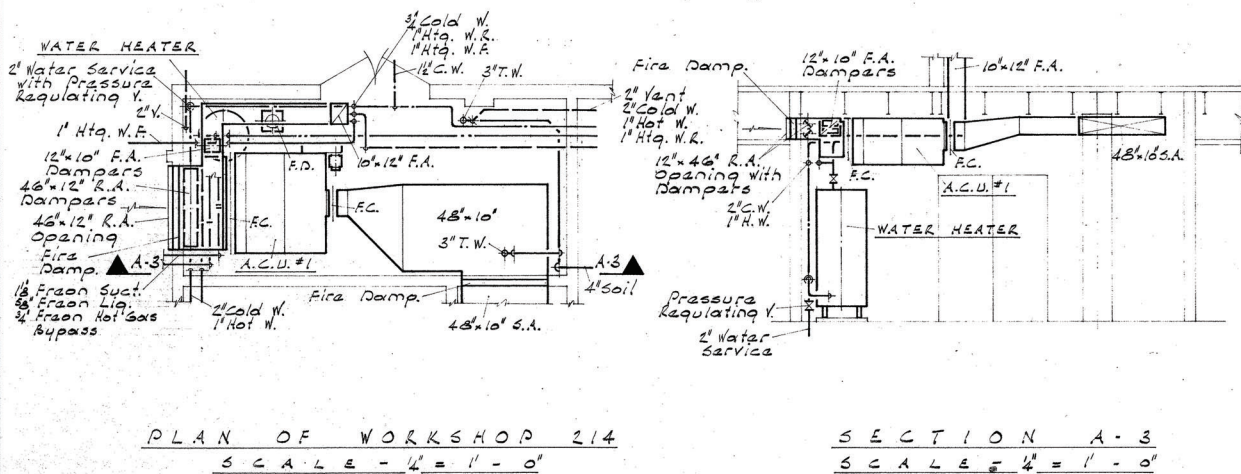
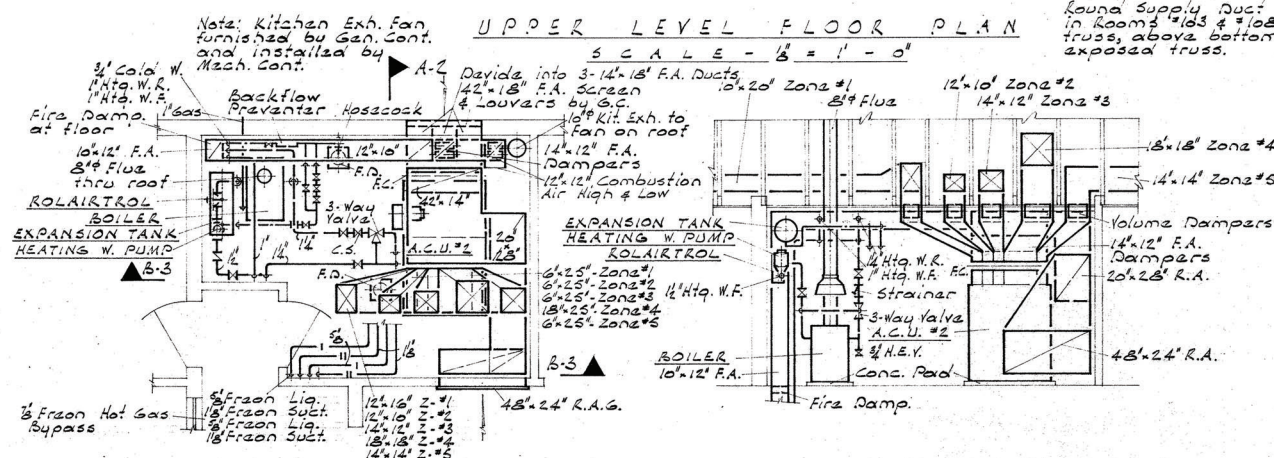




TYPICAL GAS CONNECTION TO EQUIPMENT



Notes: Dustwork above Upper Level Ceiling must run between and thru roof truss. Contractor shall coordinate roof truss layout. Ceiling Diffusers in Rooms 106, 107, 109 & 110 are above suspended light fixtures. Round Supply Duct with Supply Diffusers in Rooms 103 & 108 is exposed thru truss, above bottom member of exposed truss.



SECTION A-3  
SCALE - 1/4" = 1' - 0"

SECTION B-3  
SCALE - 1/4" = 1' - 0"



WVP Consulting Engineers, Inc.  
Architects - Engineers - Planners  
St. Louis, Mo. 63132 / 994-3050

**Hazelwood Fire Station**  
6800 Howdershell Road  
Hazelwood, Missouri  
Douglas W. Palmer  
Mayor




Ferris & Hamig, Inc.  
Consulting Engineers  
St. Louis, Mo. 63139 / 351-6140

preliminary	revisions	issue	contract	drawn by

sheet number

M-3





WVP Consulting Engineers, Inc.  
Architects - Engineers - Planners  
St. Louis, Mo. 63132 / 994-3050

Ferris & Hamig, Inc.  
Consulting Engineers  
St. Louis, Mo. 63139 / 351-6140

**Hazelwood Fire Station**  
6800 Howdershell Road  
**Hazelwood, Missouri**

Douglas W. Palmer  
Mayor

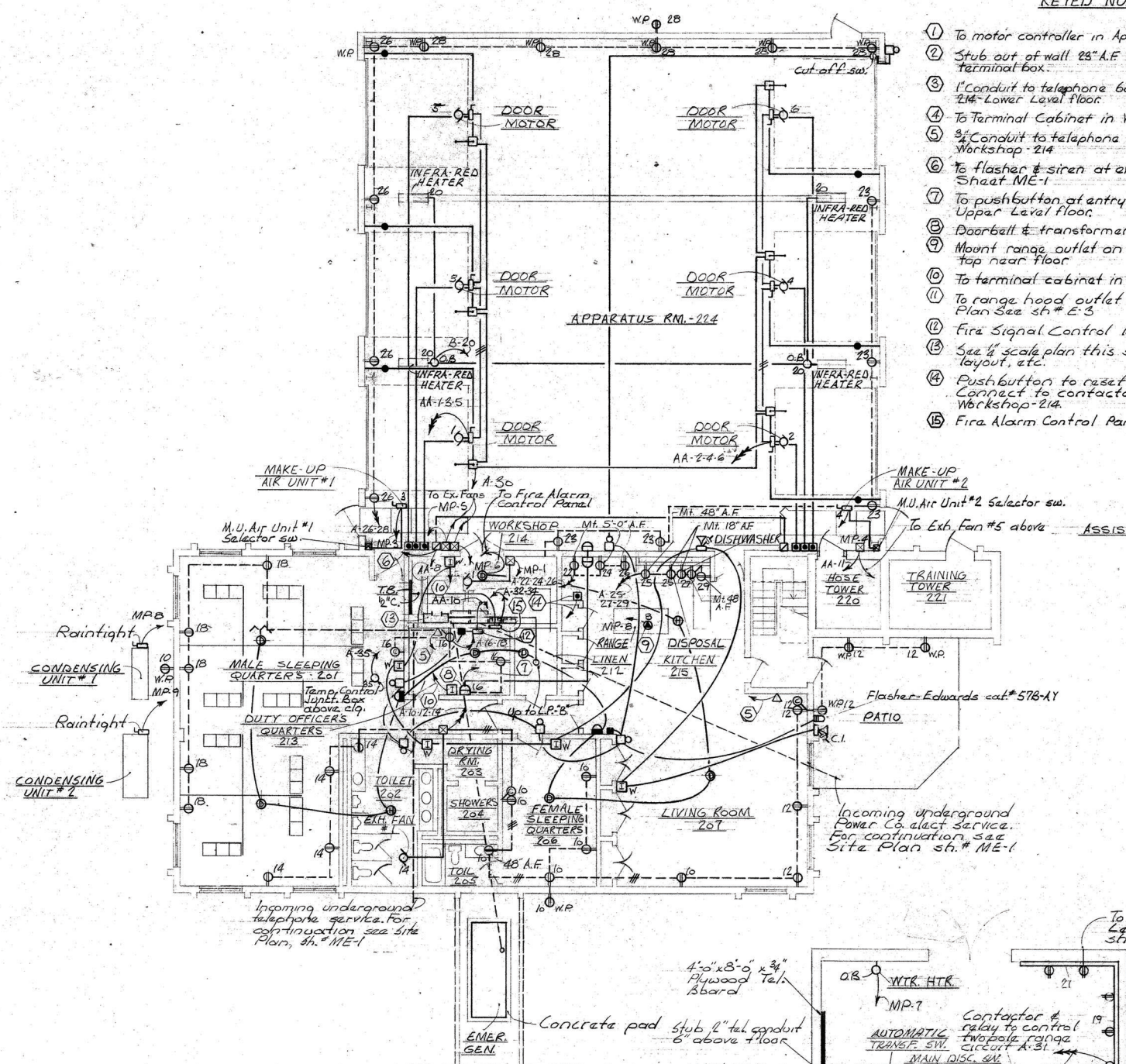
FLOOR PLAN:  
UPPER AND LOWER LEVEL  
POWER AND SPECIAL SYSTEM

preliminary	revisions
issue	2-10-81
contract	
drawn by	JB, J.V.

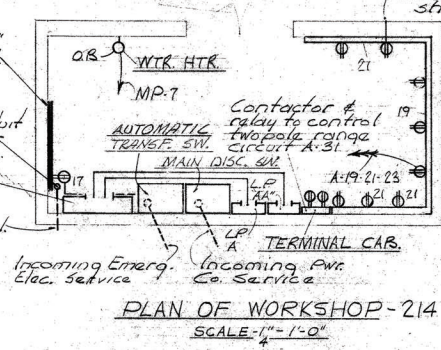
sheet number  
**E-2**  
of 2

KEYED NOTES

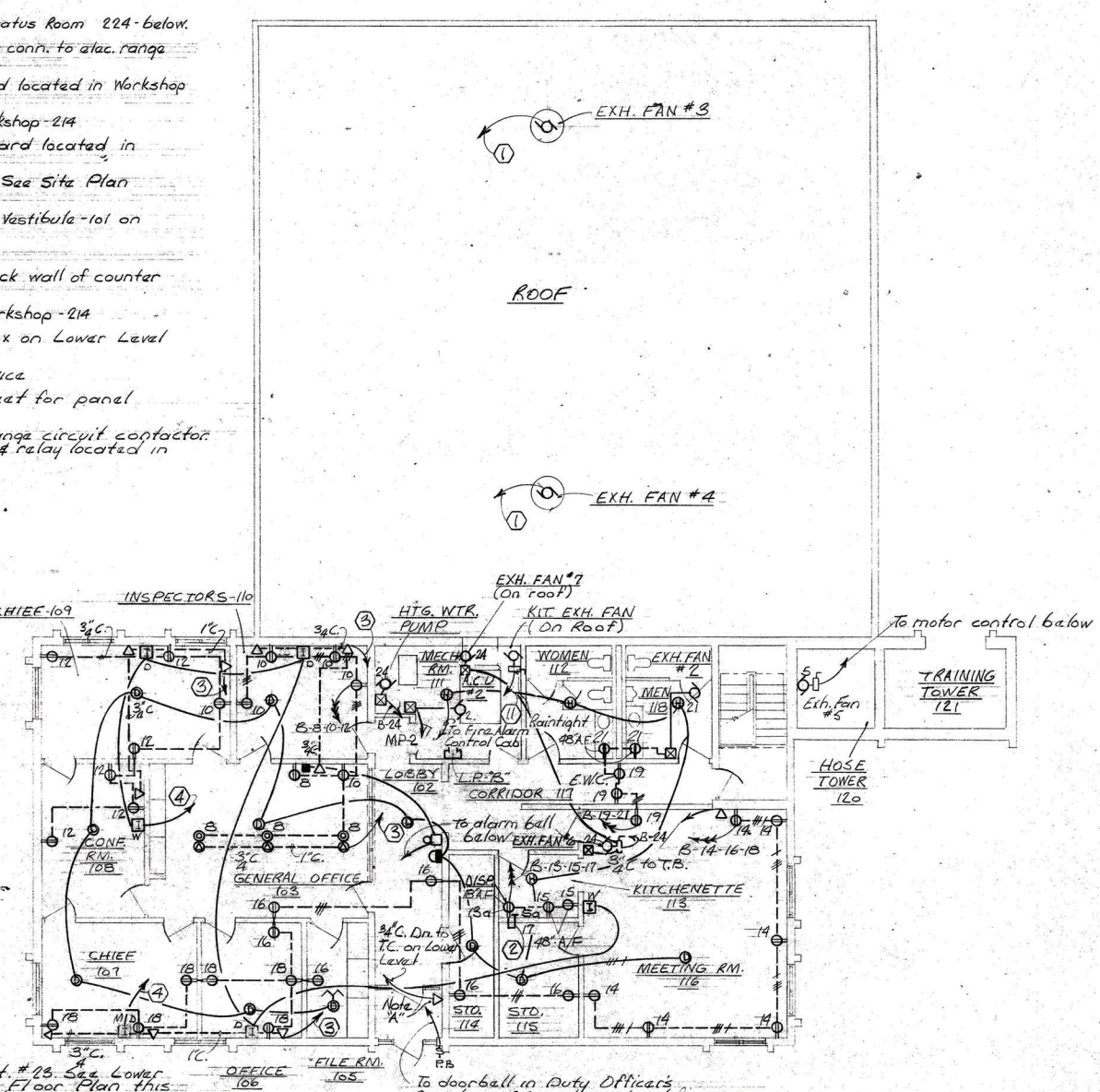
- 1 To motor controller in Apparatus Room 224-below.
- 2 Stub out of wall 28" A.F. for conn. to elec. range terminal box.
- 3 Conduit to telephone board located in Workshop 214 Lower Level floor.
- 4 To Terminal Cabinet in Workshop 214.
- 5 3/4" Conduit to telephone board located in Workshop 214.
- 6 To flasher & siren at exit. See Site Plan Sheet ME-1.
- 7 To pushbutton at entry to Vestibule-101 on Upper Level floor.
- 8 Doorbell & transformer.
- 9 Mount range outlet on back wall of counter top near floor.
- 10 To terminal cabinet in Workshop 214.
- 11 To range hood outlet box on Lower Level Plan See sh # E-3.
- 12 Fire Signal Control Device.
- 13 See 1/2" scale plan this sheet for panel layout, etc.
- 14 Pushbutton to reset range circuit contactor. Connect to contactor & relay located in Workshop 214.
- 15 Fire Alarm Control Panel.



LOWER LEVEL FLOOR PLAN  
POWER & SPECIAL SYSTEM  
SCALE: 1/8" = 1'-0"



PLAN OF WORKSHOP-214  
SCALE: 1/4" = 1'-0"

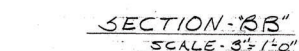
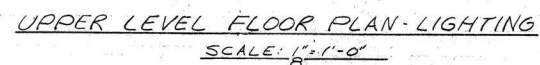
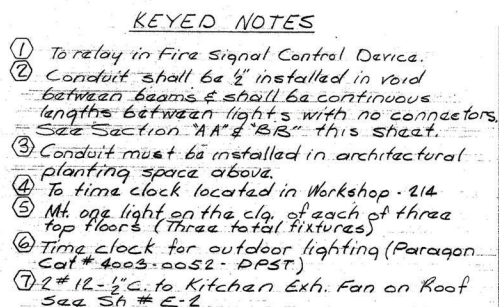


UPPER LEVEL FLOOR PLAN  
POWER & SPECIAL SYSTEM  
SCALE: 1/8" = 1'-0"

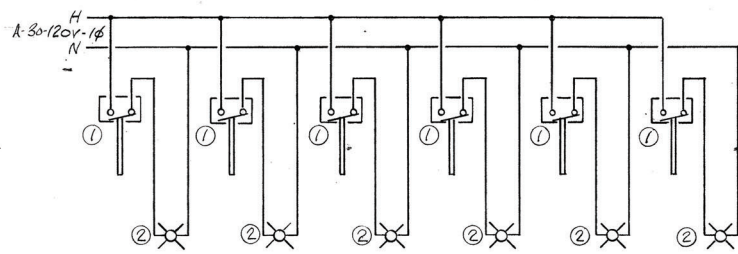
GENERAL NOTES

1. All duplex convenience outlet in Apparatus Room 224 shall be mtd. 48" above floor.
2. This electrical contractor shall make final connection to all kitchen equipment.



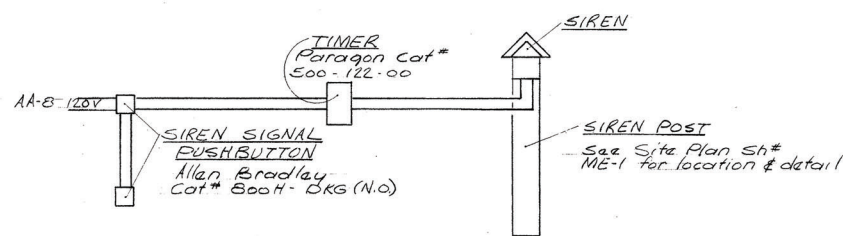




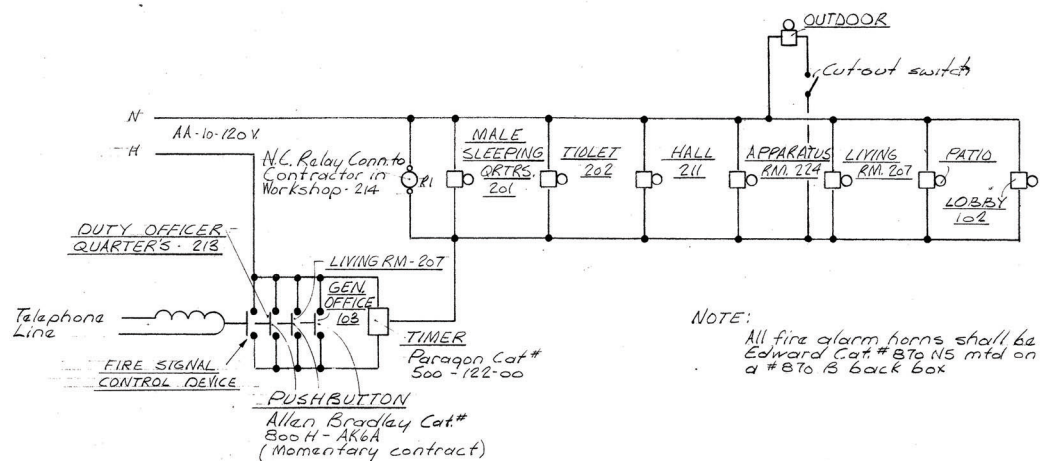


OVERHEAD DOOR (DOOR OPEN) SIGNAL SYSTEM  
NO SCALE

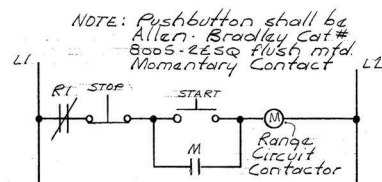
- ① Allan Bradley limit switch lever type with wobble stick Bolt-WSP (6 total) Mtd at end of door travel.
- ② Green indicating light Mtd 8'-0" above floor as shown on drawing. Swiveler # 21551 & lamp green 25A/TG



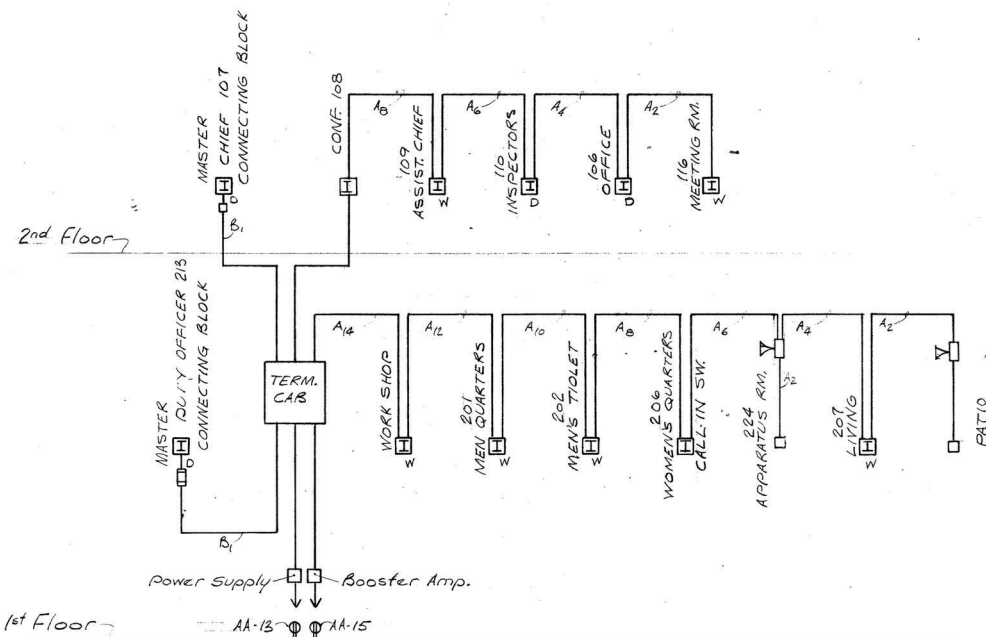
SIREN SIGNAL WIRING DIAGRAM  
NO SCALE



FIRE ALARM SIGNAL WIRING DIAGRAM  
NO SCALE



RANGE CIRCUIT RESET  
WIRING DIAGRAM  
NO SCALE



INTERCOM RISER DIAGRAM  
NO SCALE

ITEM	H.P. OR K.W.	PANEL	CIRC. NO.	BRKR. OR SW. SIZE	TRIP OR FUSE RATING	NO. POLES	VOLTAGE	NO. WIRES	SIZE WIRE	SIZE COND.	STARTER BULLETIN NO.	SIZE OR FORM	TYPE P.B.
A. C. Unit #1	2	MP	1	30	10	3	208	3	12	1/2"	709	0	H.O.A.
A. C. Unit #2	3	MP	2	30	15	3	208	3	12	1/2"	709	0	H.O.A.
Make-up Air Unit #1	2	MP	3	30	10	3	208	3	12	1/2"	*	*	H.O.A.
Make-up Air Unit #2	2	MP	4	30	10	3	208	3	12	1/2"	*	*	H.O.A.
Exhaust Fan #3	1	MP	5	30	5	3	208	3	12	1/2"	709	0	H.O.A.
Exhaust Fan #4	1	MP	6	30	5	3	208	3	12	1/2"	709	0	H.O.A.
Water Heater	18KW	MP	7	60	50	3	208	3	6	1"	-	-	-
Condensing Unit #1	10.3KW	MP	8	60	35	3	208	3	8	3/4"	*	*	*
Condensing Unit #2	15.3KW	MP	9	60	50	3	208	3	6	1"	*	*	*
Htg. Wtr. Pump	1/2	B	24	20	20	1	120	2	12	1/2"	600-TAX 9	-	-
Exhaust Fan #1	F	A	14	20	20	1	120	2	12	1/2"	600-TQX 216	-	-
Disposal	F	A	25	20	20	1	120	2	12	1/2"	-	-	-
Dishwasher	F	A	27	20	20	1	120	2	12	1/2"	-	-	-
Range	11.7KW	A	31	60	60	2	208	2	6	3/4"	-	-	-
Exhaust Fan #5	F	AA	11	20	20	1	120	2	12	1/2"	600-TAX 216	-	-
Disposal	F	B	13	20	20	1	120	2	12	1/2"	-	-	-
Kitchenette	2.3KW	B	17	20	20	2	208	3	12	1/2"	-	-	-
Exhaust Fan #2	F	B	21	20	20	1	120	2	12	1/2"	-	-	-
Exhaust Fan #6	1/2	B	24	20	20	1	120	2	12	1/2"	600-TAX 216	-	-
Exhaust Fan #7	1/2	B	24	20	20	1	120	2	12	1/2"	600-TAX 216	-	-

\* - Denotes items furnished as part of the equipment by the Manufacturer  
MTC - Denotes maintained contact pushbutton:  
H.O.A. - Denotes Hand-Off automatic pushbutton

- SPECIAL SYSTEMS SYMBOLS**
- Intercom master station - desk mounted
  - Intercom staff station - wall mounted - 54" A.F.
  - Intercom staff station - desk mounted
  - Intercom speaker - wall mounted near ceiling
  - Intercom call-in switch - wall mounted near ceiling
  - Overhead door motor pushbutton
  - Siren switch & pullchain in Apparatus Room
  - Green signal light - Door fully open
  - Micro-switch to operate green signal light
  - Fire alarm signal - Mt. near ceiling
  - Door chime - Edwards Horn cat # 33B-65 - Mt. 7'-6" A.F.
  - Siren horn flasher push-button
  - Fire alarm push-button
  - Smoke detector
  - Heat detector
  - End of line resistor
  - Alarm bell for fire detection system

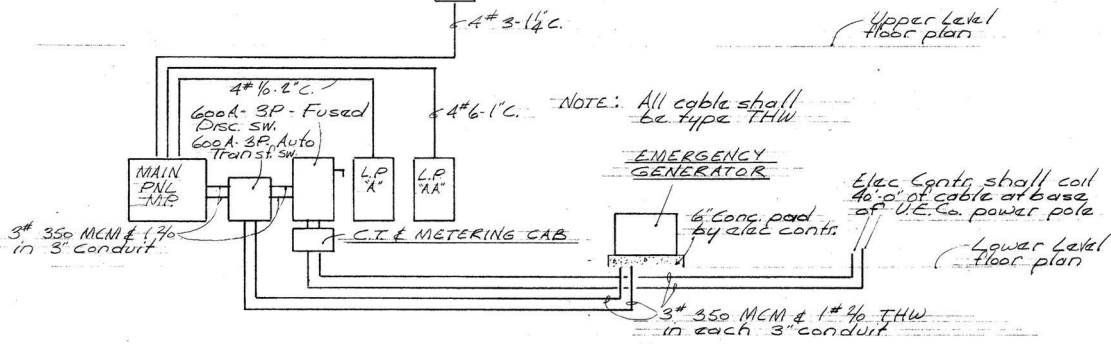
LIGHTING FIXTURE SCHEDULE

TYPE	MANUFACTURER	CATALOG NO.	LAMP	MOUNTING
A	Lightolier	13558	(4)-40W-R.S.-C.W.	Susp. *
B	Lightolier	13554	(2)-40W-U.R.S.-C.W.	Surf.
C	H.E.Williams	5262	(2)-40W-U.R.S.-C.W.	Rec.
D	Lightolier	13550	(2)-40W-R.S.-C.W.	Surf.
E	H.E.Williams	5122-FKA	(2)-40W-R.S.-C.W.	Rec.
F	Forum	BAG-2020x4/4 White	(2)-40W-R.S.-C.W.	Brkt. **
G	Forum	BAG-2020x6/6 White	(4)-30W.-R.S.-C.W.	Brkt. **
H	H.E.Williams	8222	(2)-40W-R.S.-C.W.	Susp. on Chains 15'-0" A.F.
J	H.E.Williams	8722A	(2)-40W-R.S.-C.W.	Susp. on Chains 15'-0" A.F.
K	Spero	MIRN250B	(1)-250W-M.H.	Surf. * 15'-0" A.F.
L	Prescolite	9393-Bronze	(1)-150W-Par 38 FL.	Brkt.
M	Prescolite	1054-724	(1)-150W-A21	Rec.
N	Marco	SP18	(3)-50W-A21	Surf.
P	Marco-Durathon	N7	(1)-150W-A21	Surf.
Q	Pass & Seymour	110	(1)-150W-A21	Surf.
R	Prescolite	21K520	(1)-100W-A21	Rec.
S	Prescolite	WB-28W/WG-8	(1)-150W-A21	Brkt.
T	Prescolite	WB-24W/WG-6	(1)-100W-A21	Brkt.
U	J.H.Spaulding	OK1-250M	(1)-250W-M.H.	Pole
V	Prescolite	8393-Bronze	(1)-75W-R40-Up	Brkt.
W	Prescolite	1240-9825-D.L.	(1)-150W-PAR 38 FL.	Rec.
X	Moldcast	V-370	(1)-75W-A19	Rec.
XA	Kurt Versen	X32	Lamps w/unit	Top
XB	Kurt Versen	X22	Lamps w/unit	Back

\* Suspend on 6" Lightolier stems. Mt. fixtures with 2" clear between wrap-around diffusers.  
\*\* Mount top of fixture 10" below ceiling  
\*\*\* Provide mounting plate for 3/4" thread  
† Furnish encapsulated core & coil ballast

PANEL SCHEDULE

MARKING	LOCATION	TYPE PANEL AND MOUNTING	SERVICE	MAIN BUS	BRANCH CIRCUITS	REMARKS
L.P.-A	Workshop 214	Breaker Surface	120/208	225A.	(40)-20A. (1)-60A.	-
L.P.-AA	Workshop 214	Breaker Surface	120/208	100A.	(20)-20A.	-
L.P.-B	Mech. Rm. 111	Breaker Surface	120/208	100A.	(28)-20A. (1)-20A.	-
Main Panel "mp"	Workshop 214	Fused Surface	120/208	600A.	-	(3)-60A (6)-30A (1)-200A (1)-100A (1)-60A For L.P.-A. - 150 A. Fuses For L.P.-B. - 100 A. Fuses For L.P.-AA - 60 A. Fuses



PANEL RISER DIAGRAM  
NO SCALE



WVP Consulting Engineers, Inc.  
Architects - Engineers - Planners  
St. Louis, Mo. 63132 / 994-3050

Ferris & Hamig, Inc.  
Consulting Engineers  
St. Louis, Mo. 63139 / 351-6140

**Hazelwood Fire Station**  
6800 Howdershell Road  
**Hazelwood, Missouri**  
Edwin G. Carlstrom  
City Manager



sheet title  
DETAILS AND  
SCHEDULES

preliminary revisions  
issue  
contract  
drawn by  
checked by

sheet number

E.4

of 4